 <p>KANPUR PLASTIPACK LTD Providing Solutions for Industrial Bulk Packaging CIN : L25209UP971PLC003444</p>		Regd. Office : D-19-20, Panki, Industrial Area, Kanpur - 208022 Ph: +91 512 269113-6; Fax: +91 512 269117; Email: secretary@kanplas.com ; website: www.kanplas.com		
EXTRACT OF THE CONSOLIDATED UNAUDITED FINANCIAL RESULTS FOR THE QUARTER / PERIOD ENDED 31ST DECEMBER, 2023				
(₹ in Lacs)				
SL. NO.	PARTICULARS	Quarter Ended 31.12.2023 Unaudited	Quarter Ended 31.12.2022 Unaudited	Nine Months Ended 31.12.2023 Unaudited
1	Total Income from Operations (net)	12,596.04	9,559.49	35,064.31
2	Net Profit from Ordinary Activities before Tax	(87.55)	(415.05)	(216.27)
3	Net Profit from Ordinary Activities after Tax	(675.90)	(452.04)	(244.85)
4	Net Profit for the period after Tax (after Extraordinary Items)	(675.90)	(452.04)	(244.85)
5	Total Comprehensive Income for the period	(677.09)	(446.63)	(247.68)
6	Equity Share Capital	2,147.38	2,147.38	2,147.38
7	Earning per Share (before / after extraordinary items) (₹ of ₹10/-each) (not annualised)			
	Basic-	(3.15)	(2.11)	(1.14)
	Diluted-	(3.15)	(2.11)	(1.14)
Key Standalone Financial Information for the above mentioned periods				
1	Total Income from operations (net)	12,498.76	9,555.64	34,887.63
2	Profit Before Tax	(817.46)	(410.53)	(196.70)
3	Profit After Tax	(674.01)	(447.52)	(223.48)
Notes:				
1. The above results of the Company were reviewed by the Audit Committee and approved by the Board of Directors at their respective meeting held on 08.02.2024 which were audited by the Statutory Auditors of the Company.				
2. The figures of previous period/year have been re-grouped/ re-arranged and/or recast wherever found necessary.				
For and on behalf of the Board of Directors Sd/- (Manoj Agarwal) Chairman cum Managing Director				
Place : Kanpur Dated : 08.02.2024				

Balmer Lawrie & Co. Ltd.
(A Government of India Enterprise)
Regd. Office: 21, N. S. Road, Kolkata - 700 001
Phone: 033 - 2225290, e-mail: sharma.bhaskar@balmerlawrie.com
CIN : L1540WB1924GG004835. Website: www.balmerlawrie.com

TENDER NOTICE FOR LABOUR LAW COMPLIANCE AUDIT
Balmer Lawrie invites online bids from experienced bidders for Labour Law Compliance Audit. Interested bidders to download tender from above website. Last date for submission is 29.02.2024. Any amendment / corrigendum to be hosted on the Company's website.

Alliance Air Aviation Ltd.
(A Wholly Owned Subsidiary of AI AHL)

NOTICE INVITING TENDER
Name of the Tender: Renewal of Aviation Insurance Policies for 2024-25 for Alliance Air Aviation Limited (AAL).


Tender Reference Number: MMA/VINS/2024-25/1

Tender Date: 09th February 2024 at 14.00 Hrs

Tender Closing Date: 29th February 2024 at 15.00 Hrs

Technical Bid Opening Date: 29th February 2024 at 16.30 Hrs


Availability of Tender Document: The Tender can be downloaded from the website www.allianceair.in


 <p>VTM LIMITED Regd. Office: Sulakarai, Virudhunagar CIN L171111N1946PLC003270. www.vtmll.com Statement of Unaudited Financial Results for the quarter and nine months ended December 31, 2023</p>							
Sl. No.	Particulars	Quarter ended October 31, 2023 (Unaudited)	Quarter ended September 30, 2023 (Unaudited)	Year to date upto September 30, 2023 (Unaudited)	Comparative Year to date upto September 30, 2022 (Unaudited)	Year to date upto October 31, 2023 (Unaudited)	Previous year ended upto 30.09.2022 (Audited)
1	Total Income from Operations	5,250.91	4,871.68	14,989.63	5,075.56	15,954.57	21,450.62
2	Net Profit / (Loss) for the period (before tax and exceptional items)	600.24	725.23	1,971.27	138.16	862.65	1,232.25
3	Net Profit / (Loss) for the period before tax (after exceptional items)	600.24	725.23	1,971.27	138.16	862.65	1,232.25
4	Net Profit / (Loss) for the period after tax (after exceptional items)	461.08	503.86	1,476.72	115.04	632.33	913.83
5	Other comprehensive income (net of tax)	102.91	102.76	307.64	133.66	400.49	533.88
6	Total Comprehensive Income for the period (Comprising Profit / (Loss) for the period (after tax) and Other Comprehensive Income (after tax))	564.00	606.32	1,784.36	246.70	1,032.82	1,447.51
7	Equity Share Capital	402.28	402.28	402.28	402.28	402.28	402.28
8	Reserves (including Revaluation Reserve) as shown in the Audited Balance Sheet of the previous year	NA	NA	NA	NA	NA	24,118.86
9	Earnings Per Share (of Rs. 1/- each) (for continuing and discontinued operations)						
	a. Basic	1.15	1.25	3.67	0.28	1.57	2.27
	b. Diluted	1.15	1.25	3.67	0.28	1.57	2.27

Notes:
1. The above results for the quarter and nine months ended December 31, 2023, as reviewed and recommended by the Audit Committee of the Board, has been approved by the Board of Directors at its meeting held on February 7, 2024. The independent auditors have expressed an unmodified opinion in their Limited Review Report.
2. The above is an extract of the detailed format of the unaudited financial results for the quarter and nine months ended December 31, 2023 filed with the Stock Exchange in accordance with applicable regulations of the SEBI (Listing and Obligations Disclosure Requirements) Regulations, 2015. The full format of the unaudited financial results for the quarter and nine months ended December 31, 2023 are available on the website of the BSE Limited i.e. www.bseindia.com, on the Stock Exchange where the Company's shares are listed and on the website of the Company i.e. www.vtmll.com


Place: Kappalur, Madurai
Date: 07.02.2024


For VTM Limited
T Kannan
Chairman & Managing Director

 <p>Imagicaaworld Entertainment Limited CIN: L19249MH0110PLC119925 Registered Office : 3/031, Sangdewadi, Khopoli-Pali Road, Taluka: Khalapur, District: Raigad, Pin-410 203 Website : www.imagicaaworld.com, email : comppliance@imagicaaworld.com</p>				
EXTRACT OF UNAUDITED CONSOLIDATED FINANCIAL RESULTS FOR THE QUARTER AND NINE MONTHS ENDED DECEMBER 31, 2023				
(Rs. in Lakhs except EPS Data)				
Sr. No.	Particulars	CONSOLIDATED		
		For the quarter ended 31.12.2023 (Unaudited)	For the nine months ended 31.12.2023 (Unaudited)	For the quarter ended 31.12.2022 (Unaudited)
1	Total Income from operations	6,755.66	20,338.47	7,200.79
2	Net Profit / (Loss) for the period (before Tax, Exceptional and/or Extraordinary Items)	1,272.07	2,870.44	698.68
3	Net Profit / (Loss) for the period before Tax (after Exceptional and/or Extraordinary Items)	724.67	54,331.79	698.68
4	Net Profit / (Loss) for the period after Tax (after Exceptional and/or Extraordinary Items)	431.94	53,609.39	698.68
5	Total Comprehensive Income for the period (Comprising Profit / (Loss) for the period (after tax) and other Comprehensive Income (after tax))	439.76	53,598.72	709.82
6	Equity Share Capital	48,190.01	48,190.01	41,119.26
7	Reserves (excluding revaluation reserves as shown in the balance sheet of previous year)	-	30,732.08	-
8	Earning per share (of Rs. 10 each) (for continuing and discontinued operations) - Basic:	0.09	11.46	0.22
	Diluted:	0.09	10.94	0.22
(Rs. in Lakhs except EPS Data)				
Sr. No.	Particulars	STANDALONE		
		For the quarter ended 31.12.2023 (Unaudited)	For the nine months ended 31.12.2023 (Unaudited)	For the quarter ended 31.12.2022 (Unaudited)
1	Total Income from operations	6,755.66	20,338.47	7,200.79
2	Net Profit / (Loss) for the period before Tax (after Exceptional and/or Extraordinary Items)	724.63	54,331.65	704.72
3	Net Profit / (Loss) for the period after Tax (after Exceptional and/or Extraordinary Items)	431.90	53,609.25	704.72
Notes:				
a) The above results have been reviewed by the Audit Committee and approved by the Board of Directors at their respective meetings held on February 8, 2024.				
b) The above is an extract of the detailed format of Unaudited Financial Results for the quarter and nine months ended December 31, 2023 filed with the Stock Exchanges under Regulation 33 of the SEBI (Listing Obligations and Disclosure Requirements) Regulations, 2015. The full format of Standalone and Consolidated Unaudited Financial Results for the quarter and nine months ended December 31, 2023 are available on the Stock Exchange websites, www.nseindia.com and www.bseindia.com and on the Company's website www.imagicaaworld.com.				
c) The figures for the previous periods have been regrouped/rearranged wherever necessary to confirm current period's classification.				
For and on behalf of the Board of Directors Sd/- Rajesh Malpani Chairman				
Place:Pune Date: February 8, 2024				

 <p>THE RAMCO CEMENTS LIMITED Regd. Office: "Ramamandiram", Rajapalayam - 626 117. Corporate Office: 98-A, Dr.Radhakrishnan Salai, Chennai 600 004. CIN : L26941TN1957PLC003566; E-mail : ksn@ramcocements.co.in</p>								
EXTRACT OF CONSOLIDATED UN-AUDITED STATEMENT OF PROFIT AND LOSS FOR THE QUARTER AND NINE MONTHS ENDED 31ST DECEMBER 2023								
Rs. in Crores								
S. No.	Particulars	Quarter Ended			Nine Months Ended			Year Ended
		Un-Audited 31-12-2023	Un-Audited 30-09-2023	Un-Audited 31-12-2022	Un-Audited 31-12-2023	Un-Audited 31-12-2022	Un-Audited 31-03-2023	
1	Total Income	2,117.39	2,352.09	2,020.37	6,723.43	5,606.62	8,190.19	
2	Net Profit for the period before Tax	121.41	137.83	94.76	366.89	267.36	471.98	
3	Net Profit for the period after Tax attributable to - Equity shareholders of the Parent	84.48	72.02	51.56	230.91	163.66	314.52	
	- Non-Controlling Interest	(2.91)	(0.02)	(0.35)	(2.98)	0.49	0.23	
	Total	81.57	72.00	51.21	227.93	164.15	314.75	
4	Total Comprehensive Income for the period after tax	83.75	143.28	52.62	302.82	167.79	313.43	
	- Equity shareholders of the Parent	(2.91)	0.04	(0.36)	(2.92)	0.50	0.23	
	- Non-Controlling Interest	80.84	143.32	52.26	299.90	168.29	313.66	
5	Paid up Equity Share Capital	23.63	23.63	23.63	23.63	23.63	23.63	
6	Other Equity	7,092.94	6,691.79	6,837.43	6,691.79	6,837.43	6,837.43	
7	Securities Premium Account	50.59	50.59	50.59	50.59	50.59	50.59	
8	Net worth	7,120.85	6,722.69	6,888.06	6,722.69	6,888.06	6,888.06	
9	Paid up Debt Capital	5,063.37	4,662.47	4,487.42	4,662.47	4,487.42	4,487.42	
10	Capital Redemption Reserve	1.63	1.63	1.63	1.63	1.63	1.63	
11	Debenture Redemption Reserve	0.71	0.69	0.65	0.71	0.69	0.65	
12	Debt-Equity Ratio (in multiples)	1.70	1.33	1.31	1.70	1.33	1.31	
13	Debt Service Coverage Ratio (in multiples)	1.80	1.75	2.06	1.80	1.75	2.06	
14	Interest Service Coverage Ratio (in multiples)							
15	Earnings Per share of Re-1/- each (Rs.p) (Not Annualized)							
	Basic:	3.70	3.15	2.26	10.12	7.16	13.76	
	Diluted:	3.70	3.15	2.26	10.12	7.16	13.76	
Notes:								
1. The above is an extract of the detailed format of Quarter and Nine Months Ended Un-audited Statement of Profit and Loss that has been filed with Stock Exchanges under Regulation 52 of the SEBI (Listing Obligations and Disclosure Requirements) Regulations, 2015. The full format of the Quarter and Nine Months Ended Un-audited Statement of Profit and Loss are available on the Bombay Stock Exchange website www.bseindia.com , the National Stock Exchange website www.nseindia.com and on the Company's website www.ramcocements.in								
2. For the other line items referred in regulation 52(4), 54(2) & (3) of Securities and Exchange Board of India (Listing Obligations and Disclosure Requirements) Regulations, 2015, pertinent disclosures have been made to the stock exchanges and can be accessed on the websites of the stock exchanges viz. www.bseindia.com and www.nseindia.com and that of the Company's website www.ramcocements.in								
3. The above un-audited results were reviewed by the Audit Committee and approved by the Board of Directors at their Meetings held on 08-02-2024. The Statutory Auditors have carried out a Limited Review of the above results.								
4. Key Standalone financial information								
Rs. in Crores								
Particulars	Quarter Ended			Nine Months Ended			Year Ended	
	Un-Audited 31-12-2023	Un-Audited 30-09-2023	Un-Audited 31-12-2022	Un-Audited 31-12-2023	Un-Audited 31-12-2022	Un-Audited 31-03-2023		
Total Income	2,113.10	2,342.79	2,018.09	6,704.87	5,590.68	8,171.97		
Net Profit before tax	134.97	138.16	97.24	381.20	266.96	473.69		
Net Profit after tax	93.38	101.30	67.39	273.59	191.13	343.54		
5. The previous period figures have been re-grouped/re-stated wherever necessary								
For THE RAMCO CEMENTS LIMITED M.F. FAROOQUI CHAIRMAN								
Chennai 08-02-2024								

 <p>KILBURN ENGINEERING LTD. Regd. Office : Four Mangoe Lane, Surendra Mohan Ghosh Sarani, Kolkata - 700 001 CIN: L24232WB1987PLC042956, Tel No: 033 22313337, Fax No: 033-22314768, Website: www.kilburnengg.com</p>							
EXTRACT OF UNAUDITED FINANCIAL RESULTS FOR THE NINE MONTHS ENDED 31 DECEMBER 2023							
(₹ in Lakhs)							
Sr. No.	PARTICULARS	QUARTER ENDED (UNAUDITED) 31.12.2023	QUARTER ENDED (UNAUDITED) 30.09.2023	QUARTER ENDED (UNAUDITED) 31.12.2022	NINE MONTHS ENDED (UNAUDITED) 31.12.2023	NINE MONTHS ENDED (UNAUDITED) 30.09.2022	YEAR ENDED (AUDITED) 31.03.2023
1	Total Income	7,360	6,943	5,798	21,036	16,497	23,619
2	Profit / (Loss) before Tax	1,482	1,422	1,058	3,852	2,540	3,877
3	Net Profit / (Loss) after Tax	1,031	1,003	750	2,743	1,780	3,014
4	Total Comprehensive Income / (Loss) for the period (Comprising Profit / (Loss) for the period (after tax))	880	1,104	866	2,853	1,838	2,823
5	Paid up equity share capital (Face Value ₹ 10 each)	3,757	3,757	3,581	3,757	3,581	3,581
6	Earnings Per Share (EPS) (in ₹) Basic and Diluted EPS (in ₹)	2.76	2.70	2.17	7.38	5.16	8.66
NOTES:							
1. The above is an extract of the detailed format of Financial Results for nine months ended 31 December 2023 filed with the Stock Exchanges under Regulation 33 of the SEBI (Listing and Other Disclosure Requirements) Regulations, 2015. The full format of the Unaudited Financial Results is available on the Stock Exchange websites and on the Company's website www.kilburnengg.com .							
2. The financial results have been prepared in accordance with Ind AS, notified under section 133 of the Companies Act, 2013 read with the relevant rules issued thereunder and other accounting principles generally accepted in India. The results were reviewed by the Audit Committee and approved and taken on record by the Board of Directors of the Company at their respective meetings held on 8th February 2024. Limited review as required under regulation 33 of the SEBI (Listing Obligations & Disclosure Requirements) Regulation 2015 has been carried out by the statutory auditors of the Company.							
By Order of the Board (Ranjit Lala) Managing Director DIN 07266678							
Date : 8th February, 2024 Place : Kolkata							

 <p>CENTUM ELECTRONICS LIMITED Corporate Identity Number (CIN): L85110KA1993PLC013689 Regd. Office: No. 44, KHB Industrial Area, Yelahanka New Town, Bengaluru - 560 106 Phone: +91-80-41436000 Fax: +91-80-41436005 Email: investors@centumelectronics.com Website : www.centumelectronics.com</p>					
Extract of the Unaudited Consolidated Financial Results for the Third Quarter and Nine Months ended 31st December, 2023					
(₹ in Million)					
Sl. No.	Particulars	Quarter ended 31-12-2023 (Unaudited)	Nine Months ended 31-12-2023 (Unaudited)	Quarter ended 31-12-2022 (Unaudited)	Year ended 31-03-2023 (Audited)
1	Total Income from Operations	2,981.95	7,939.27	1,971.14	9,229.69
2	Net Profit / (Loss) for the period (before Tax, Exceptional and/or Extraordinary Items)	107.23	126.13	(101.98)	121.36
3	Net Profit / (Loss) for the period before tax (after Exceptional and/or Extraordinary Items)	107.23	126.13	(101.98)	121.36
4	Net Profit / (Loss) for the period after tax (after Exceptional and/or Extraordinary Items)	72.48	41.40	(96.68)	66.94
5	Total Comprehensive Income for the period (Comprising Profit / (Loss) for the period (after tax) and Other Comprehensive Income (after tax))	59.86	54.21	(123.73)	74.00
6	Equity Share Capital (Face value of Rs. 10 per share)	128.88	128.88	128.85	128.85
7	Reserves (excluding Revaluation Reserve) as shown in the Audited Balance Sheet of the previous year				1,978.32
8	Earnings Per Share (of Rs. 10/- each) (a) Basic : (b) Diluted :	5.85 (5.88)	5.56 (5.92)	(5.92) (5.92)	7.62 (7.55)
Notes:					
1. Brief of unaudited Standalone Financial Results for the Third quarter and Nine Months ended 31 st December, 2023 is as follows.					
(₹ in Million)					
Particulars	Quarter ended 31-12-2023 (Unaudited)	Nine Months ended 31-12-2023 (Unaudited)	Quarter ended 31-12-2022 (Unaudited)	Year ended 31-03-2023 (Audited)	
Total Income from Operations	1,762.96	4,643.42	1,028.00	5,005.54	
Net Profit / (Loss) for the period before tax	145.80	371.11	(103.53)	263.78	
Net Profit / (Loss) for the period after tax	108.40	275.44	(93.36)	193.99	
Total Comprehensive Income for the period (after tax) and Other Comprehensive Income (after tax)	109.83	279.50	(8.68)	199.50	
2. The unaudited Standalone and Consolidated financial results have been reviewed by the Audit Committee in their Meeting held on 6 th February, 2024 and approved by the Board of Directors of the Company at their Meeting held on 7 th February, 2024.					
3. The above is an extract of the detailed format of unaudited Standalone and Consolidated Financial Results filed with the Stock Exchanges under Regulation 33 of the SEBI (Listing Obligations and Disclosure Requirements) Regulations, 2015. The full format for the third quarter and nine months ended 31 st December 2023 results are available on the websites of the stock exchanges www.nseindia.com and www.bseindia.com and on the Company's					

 <p>KANPUR PLASTIPACK LTD Providing Solutions for Industrial Bulk Packaging CIN : L25209UP1971PLC003444</p>		Regd. Office : D-19-20, Panki, Industrial Area, Kanpur - 208022 Ph: +91 512 269113-6; Fax: +91 512 269117; Email: secretary@kanplias.com ; website: www.kanplias.com		
EXTRACT OF THE CONSOLIDATED UNAUDITED FINANCIAL RESULTS FOR THE QUARTER / PERIOD ENDED 31ST DECEMBER, 2023				
(₹ in Lacs)				
SL. NO.	PARTICULARS	Quarter Ended 31.12.2023 Unaudited	Quarter Ended 31.12.2022 Unaudited	Nine Months Ended 31.12.2023 Unaudited
1	Total Income from Operations (net)	12,596.04	9,559.49	35,064.31
2	Net Profit from Ordinary Activities before Tax	(87.55)	(415.05)	(216.27)
3	Net Profit from Ordinary Activities after Tax	(675.90)	(452.04)	(244.85)
4	Net Profit for the period after Tax (after Extraordinary Items)	(675.90)	(452.04)	(244.85)
5	Total Comprehensive Income for the period	(677.09)	(446.63)	(247.68)
6	Equity Share Capital	2,147.38	2,147.38	2,147.38
7	Earning per Share (before / after extraordinary items) (₹ 10/- each) (not annualised)-			
	Basic-	(3.15)	(2.11)	(1.14)
	Diluted-	(3.15)	(2.11)	(1.14)
Key Standalone Financial Information for the above mentioned periods				
1	Total Income from operations (net)	12,498.76	9,555.64	34,887.63
2	Profit Before Tax	(817.46)	(410.53)	(196.70)
3	Profit After Tax	(674.01)	(447.52)	(223.48)
Notes: 1. The above results of the Company were reviewed by the Audit Committee and approved by the Board of Directors at their respective meeting held on 08.02.2024 which were audited by the Statutory Auditors of the Company. 2. The figures of previous period/year have been re-grouped/ re-arranged and/or recast wherever found necessary. For and on behalf of the Board of Directors Sd/- (Manoj Agarwal) Chairman cum Managing Director Place: Kanpur Dated: 08.02.2024				

Balmer Lawrie & Co. Ltd.
(A Government of India Enterprise)
Regd. Office: 21, N. Road, Kolkata - 700 001
Phone: 033 - 2225290, e-mail: sharma.bhaskar@balmerlawrie.com
CIN : L1540WB1924GD004835. Website: www.balmerlawrie.com

TENDER NOTICE FOR LABOUR LAW COMPLIANCE AUDIT
Balmer Lawrie invites online bids from experienced bidders for Labour Law Compliance Audit. Interested bidders to download tender from above website. Last date for submission is 29.02.2024. Any amendment / corrigendum to be hosted on the Company's website.

Alliance Air Aviation Ltd.
(A Wholly Owned Subsidiary of AI AHL)

NOTICE INVITING TENDER
Name of the Tender: Renewal of Aviation Insurance Policies for 2024-25 for Alliance Air Aviation Limited (AAL).


Tender Reference Number: MMA/VINS/2024-25/1

Tender Date: 08th February 2024 at 14.00 Hrs

Tender Closing Date: 29th February 2024 at 15.00 Hrs


Technical Bid Opening Date: 29th February 2024 at 16.30 Hrs


Availability of Tender Document: The Tender can be downloaded from the website (www.allianceair.in)

 <p>VTM LIMITED Regd. Office: Sulakarai, Virudhunagar CIN L171111N1946PLC003270. www.vtmll.com Statement of Unaudited Financial Results for the quarter and nine months ended December 31, 2023</p>							
Sl. No.	Particulars	Quarter ended October 31, 2023 (Unaudited)	Quarter ended September 30, 2023 (Unaudited)	Year to date upto September 30, 2023 (Unaudited)	Comparative Year to date upto September 30, 2022 (Unaudited)	Year to date upto October 31, 2023 (Unaudited)	Previous year ended March 31, 2023 (Audited)
1	Total Income from Operations	5,250.91	4,871.68	14,989.63	5,075.56	15,954.57	21,450.62
2	Net Profit / (Loss) for the period (before tax and exceptional items)	600.24	725.23	1,971.27	138.16	862.65	1,232.25
3	Net Profit / (Loss) for the period before tax (after exceptional items)	600.24	725.23	1,971.27	138.16	862.65	1,232.25
4	Net Profit / (Loss) for the period after tax (after exceptional items)	461.08	503.86	1,476.72	113.04	632.33	913.83
5	Other comprehensive income (net of tax)	102.91	102.76	307.64	133.66	400.49	533.88
6	Total Comprehensive Income for the period (Comprising Profit / (Loss) for the period (after tax) and Other Comprehensive Income (after tax))	564.00	606.32	1,784.36	246.70	1,032.82	1,447.51
7	Equity Share Capital	402.28	402.28	402.28	402.28	402.28	402.28
8	Reserves (including Revaluation Reserve) as shown in the Audited Balance Sheet of the previous year	NA	NA	NA	NA	NA	24,118.86
9	Earnings Per Share (of Rs. 1/- each) (for continuing and discontinued operations)						
	a. Basic	1.15	1.25	3.67	0.28	1.57	2.27
	b. Diluted	1.15	1.25	3.67	0.28	1.57	2.27

Notes:
1. The above results for the quarter and nine months ended December 31, 2023, as reviewed and recommended by the Audit Committee of the Board, has been approved by the Board of Directors at its meeting held on February 7, 2024. The independent auditors have expressed an unmodified opinion in their Limited Review Report.
2. The above is an extract of the detailed format of the unaudited financial results for the quarter and nine months ended December 31, 2023 filed with the Stock Exchange in accordance with applicable regulations of the SEBI (Listing and Obligations Disclosure Requirements) Regulations, 2015. The full format of the unaudited financial results for the quarter and nine months ended December 31, 2023 are available on the website of the BSE Limited i.e. www.bseindia.com, on the Stock Exchange where the Company's shares are listed and on the website of the Company i.e. www.vtmll.com

Place: Kappalur, Madurai
Date: 07.02.2024
For VTM Limited
T Kannan
Chairman & Managing Director

 <p>Imagicaaworld Entertainment Limited CIN: L19240MH1010PLC119925 Registered Office : 3/031, Sangdewadi, Khopoli-Pali Road, Taluka: Khalapur, District: Raigad, Pin-410 203 Website : www.imagicaaworld.com, email : complice@imagicaaworld.com</p>				
EXTRACT OF UNAUDITED CONSOLIDATED FINANCIAL RESULTS FOR THE QUARTER AND NINE MONTHS ENDED DECEMBER 31, 2023				
(Rs. in Lakhs except EPS Data)				
Sr. No.	Particulars	CONSOLIDATED		
		For the quarter ended 31.12.2023 (Unaudited)	For the nine months ended 31.12.2023 (Unaudited)	For the quarter ended 31.12.2022 (Unaudited)
1	Total Income from operations	6,755.66	20,338.47	7,200.79
2	Net Profit / (Loss) for the period (before Tax, Exceptional and/or Extraordinary Items)	1,272.07	2,870.44	698.68
3	Net Profit / (Loss) for the period before Tax (after Exceptional and/or Extraordinary Items)	724.67	54,331.79	698.68
4	Net Profit / (Loss) for the period after Tax (after Exceptional and/or Extraordinary Items)	431.94	53,609.39	698.68
5	Total Comprehensive Income for the period (Comprising Profit / (Loss) for the period (after tax) and other Comprehensive Income (after tax))	439.76	53,598.72	709.82
6	Equity Share Capital	48,190.01	48,190.01	41,119.26
7	Reserves (excluding revaluation reserves as shown in the balance sheet of previous year)	-	30,732.08	-
8	Earning per share (of Rs. 10 each) (for continuing and discontinued operations) -			
	Basic:	0.09	11.46	0.22
	Diluted:	0.09	10.94	0.22
STANDALONE				
Sr. No.	Particulars	For the quarter ended 31.12.2023 (Unaudited)	For the nine months ended 31.12.2023 (Unaudited)	For the quarter ended 31.12.2022 (Unaudited)
		31.12.2023 (Unaudited)	31.12.2023 (Unaudited)	31.12.2022 (Unaudited)
1	Total Income from operations	6,755.66	20,338.47	7,200.79
2	Net Profit / (Loss) for the period before Tax (after Exceptional and/or Extraordinary Items)	724.63	54,331.65	704.72
3	Net Profit / (Loss) for the period after Tax (after Exceptional and/or Extraordinary Items)	431.90	53,609.25	704.72
Notes: a) The above results have been reviewed by the Audit Committee and approved by the Board of Directors at their respective meetings held on February 8, 2024. b) The above is an extract of the detailed format of Unaudited Financial Results for the quarter and nine months ended December 31, 2023 filed with the Stock Exchanges under Regulation 33 of the SEBI (Listing Obligations and Disclosure Requirements) Regulations, 2015. The full format of Standalone and Consolidated Unaudited Financial Results for the quarter and nine months ended December 31, 2023 are available on the Stock Exchange websites, www.nseindia.com and www.bseindia.com and on the Company's website www.imagicaaworld.com. c) The figures for the previous periods have been regrouped/rearranged wherever necessary to confirm current period's classification. For and on behalf of the Board of Directors Sd/- Rajesh Malpani Chairman Place: Pune Date: February 8, 2024				

 <p>THE RAMCO CEMENTS LIMITED Regd. Office: "Ramamandiram", Rajapalayam - 626 117 Corporate Office: 98-A, Dr.Radhakrishnan Salai, Chennai 600 004. CIN : L26941TN1957PLC003566; E-mail : ksn@ramcocements.co.in</p>								
EXTRACT OF CONSOLIDATED UN-AUDITED STATEMENT OF PROFIT AND LOSS FOR THE QUARTER AND NINE MONTHS ENDED 31ST DECEMBER 2023								
Rs. in Crores								
S. No.	Particulars	Quarter Ended			Nine Months Ended			Year Ended
		Un-Audited 31-12-2023	Un-Audited 30-09-2023	Un-Audited 31-12-2022	Un-Audited 31-12-2023	Un-Audited 31-12-2022	Un-Audited 31-03-2023	
1	Total Income	2,117.39	2,352.09	2,020.37	6,723.43	5,606.62	8,190.19	
2	Net Profit for the period before Tax	121.41	137.83	94.76	366.89	267.36	471.98	
3	Net Profit for the period after Tax attributable to -							
	- Equity shareholders of the Parent	84.48	72.02	51.56	230.91	163.66	314.52	
	- Non-Controlling Interest	(2.91)	(0.02)	(0.35)	(2.98)	0.49	0.23	
	Total	81.57	72.00	51.21	227.93	164.15	314.75	
4	Total Comprehensive Income for the period after tax	83.75	144.28	52.62	302.82	167.79	313.43	
	- Equity shareholders of the Parent	(2.91)	0.04	(0.36)	(2.92)	0.50	0.23	
	- Non-Controlling Interest	80.84	143.32	52.26	299.90	168.29	313.66	
5	Paid up Equity Share Capital	23.63	23.63	23.63	23.63	23.63	23.63	
6	Other Equity				7,092.94	6,691.79	6,837.43	
7	Securities Premium Account				50.59	50.59	50.59	
8	Net worth				7,120.85	6,722.69	6,888.06	
9	Paid up Debt Capital				5,063.37	4,662.47	4,487.42	
10	Capital Redemption Reserve				1.63	1.63	1.63	
11	Debenture Redemption Reserve				0.71	0.69	0.65	
12	Debt-Equity Ratio (in multiples)				1.70	1.33	1.31	
13	Debt Service Coverage Ratio (in multiples)				1.80	1.75	2.06	
14	Interest Service Coverage Ratio (in multiples)							
15	Earnings Per share of Re-1/- each (Rs.p) (Not Annualized)							
	Basic:	3.70	3.15	2.26	10.12	7.16	13.76	
	Diluted:	3.70	3.15	2.26	10.12	7.16	13.76	

Notes:
1. The above is an extract of the detailed format of Quarter and Nine Months Ended Un-audited Statement of Profit and Loss that has been filed with Stock Exchanges under Regulation 52 of the SEBI (Listing Obligations and Disclosure Requirements) Regulations, 2015. The full format of the Quarter and Nine Months Ended Un-audited Statement of Profit and Loss are available on the Bombay Stock Exchange website www.bseindia.com, the National Stock Exchange website www.nseindia.com and on the Company's website www.ramcocements.in
2. For the other line items referred in regulation 52(4), 54(2) & (3) of Securities and Exchange Board of India (Listing Obligations and Disclosure Requirements) Regulations, 2015, pertinent disclosures have been made to the stock exchanges and can be accessed on the websites of the stock exchanges viz. www.bseindia.com and www.nseindia.com and that of the Company's website www.ramcocements.in
3. The above un-audited results were reviewed by the Audit Committee and approved by the Board of Directors at their Meetings held on 08-02-2024. The Statutory Auditors have carried out a Limited Review of the above results.
4. Key Standalone financial information

		Rs. in Crores					
Particulars		Quarter Ended			Nine Months Ended		
		Un-Audited 31-12-2023	Un-Audited 30-09-2023	Un-Audited 31-12-2022	Un-Audited 31-12-2023	Un-Audited 31-12-2022	Un-Audited 31-03-2023
Total Income		2,113.10	2,342.79	2,018.09	6,704.87	5,590.68	8,171.97
Net Profit before tax		134.97	138.16	97.24	381.20	266.96	473.69
Net Profit after tax		93.38	101.30	67.39	273.59	191.13	343.54

5. The previous period figures have been re-grouped/re-stated wherever necessary

For THE RAMCO CEMENTS LIMITED
M.F. FAROOQUI
CHAIRMAN


Chennai
08-02-2024

 <p>KILBURN ENGINEERING LTD. Regd. Office : Four Mangoe Lane, Surendra Mohan Ghosh Sarani, Kolkata - 700 001 CIN: L24232WB1987PLC042956, Tel No: 033 22313337, Fax No: 033-22314768, Website: www.kilburnengg.com</p>							
EXTRACT OF UNAUDITED FINANCIAL RESULTS FOR THE NINE MONTHS ENDED 31 DECEMBER 2023							
(₹ in Lakhs)							
Sr. No.	PARTICULARS	QUARTER ENDED (UNAUDITED) 31.12.2023	QUARTER ENDED (UNAUDITED) 30.09.2023	QUARTER ENDED (UNAUDITED) 31.12.2022	NINE MONTHS ENDED (UNAUDITED) 31.12.2023	NINE MONTHS ENDED (UNAUDITED) 31.12.2022	YEAR ENDED (AUDITED) 31.03.2023
		31.12.2023	30.09.2023	31.12.2022	31.12.2023	31.12.2022	31.03.2023
1	Total Income	7,360	6,943	5,798	21,036	16,497	23,619
2	Profit / (Loss) before Tax	1,482	1,422	1,058	3,852	2,540	3,877
3	Net Profit / (Loss) after Tax	1,031	1,003	750	2,743	1,780	3,014
4	Total Comprehensive Income / (Loss) for the period (Comprising Profit / (Loss) for the period (after tax))	880	1,104	866	2,853	1,838	2,823
5	Paid up equity share capital (Face Value ₹ 10 each)	3,757	3,757	3,581	3,757	3,581	3,581
6	Earnings Per Share (EPS) (in ₹) Basic and Diluted EPS (in ₹)	2.76	2.70	2.17	7.38	5.16	8.66

NOTES:
1. The above is an extract of the detailed format of Financial Results for nine months ended 31 December 2023 filed with the Stock Exchanges under Regulation 33 of the SEBI (Listing and Other Disclosure Requirements) Regulations, 2015. The full format of the Unaudited Financial Results is available on the Stock Exchange websites and on the Company's website www.kilburnengg.com.
2. The financial results have been prepared in accordance with Ind AS, notified under section 133 of the Companies Act, 2013 read with the relevant rules issued thereunder and other accounting principles generally accepted in India. The results were reviewed by the Audit Committee and approved and taken on record by the Board of Directors of the Company at their respective meetings held on 8th February 2024. Limited review as required under regulation 33 of the SEBI (Listing Obligations & Disclosure Requirements) Regulation 2015 has been carried out by the statutory auditors of the Company.

By Order of the Board
(Ranjit Lala)
Managing Director
DIN 07266678

Date : 8th February, 2024
Place : Kolkata

 <p>CENTUM ELECTRONICS LIMITED Corporate Identity Number (CIN): L85110KA1993PLC013869 Regd. Office: No. 44, KHB Industrial Area, Yelahanka New Town, Bengaluru - 560 106 Phone: +91-80-41436000 Fax: +91-80-41436005 Email: investors@centumelectronics.com Website : www.centumelectronics.com</p>					
Extract of the Unaudited Consolidated Financial Results for the Third Quarter and Nine Months ended 31st December, 2023					
(₹ in Million)					
Sl. No.	Particulars	Quarter ended 31-12-2023 (Unaudited)	Nine Months ended 31-12-2023 (Unaudited)	Quarter ended 31-12-2022 (Unaudited)	Year ended 31-03-2023 (Audited)
		31-12-2023 (Unaudited)	31-12-2023 (Unaudited)	31-12-2022 (Unaudited)	31-03-2023 (Audited)
1	Total Income from Operations	2,981.95	7,939.27	1,971.14	9,229.69
2	Net Profit / (Loss) for the period (before Tax, Exceptional and/or Extraordinary Items)	107.23	126.13	(101.98)	121.36
3	Net Profit / (Loss) for the period before tax (after Exceptional and/or Extraordinary Items)	107.23	126.13	(101.98)	121.36
4	Net Profit / (Loss) for the period after tax (after Exceptional and/or Extraordinary Items)				
	Total Comprehensive Income for the period (Comprising Profit / (Loss) for the period (after tax) and Other Comprehensive Income (after tax))	72.48	41.40	(96.68)	66.94
5	Total Comprehensive Income for the period (Comprising Profit / (Loss) for the period (after tax) and Other Comprehensive Income (after tax))	59.86	54.21	(123.73)	74.00
6	Equity Share Capital (Face value of Rs. 10 per share)	128.88	128.88	128.85	128.85
7	Reserves (excluding Revaluation Reserve) as shown in the Audited Balance Sheet of the previous year				1,978.32
8	Earnings Per Share (of Rs. 10/- each) (a) Basic : (b) Diluted :	5.95 5.88	5.56 5.49	(5.92) (5.92)	7.62 7.55

Notes:
1. Brief of unaudited Standalone Financial Results for the Third quarter and Nine Months ended 31st December, 2023 is as follows -

		(₹ in Million)			
Particulars		Quarter ended 31-12-2023 (Unaudited)	Nine Months ended 31-12-2023 (Unaudited)	Quarter ended 31-12-2022 (Unaudited)	Year ended 31-03-2023 (Audited)
		31-12-2023 (Unaudited)	31-12-2023 (Unaudited)	31-12-2022 (Unaudited)	31-03-2023 (Audited)
Total Income from Operations		1,762.96	4,643.42	1,028.00	5,005.54
Net Profit / (Loss) for the period before tax		145.80	371.11	(103.53)	263.78
Net Profit / (Loss) for the period after tax		108.40	275.44	(9.36)	193.99
Total Comprehensive Income for the period (after tax) and Other Comprehensive Income (after tax)		109.83	279.50	(8.68)	199.50

2. The unaudited Standalone and Consolidated financial results have been reviewed by the Audit Committee in their Meeting held on 6th February, 2024 and approved by the Board of Directors of the Company at their Meeting held on 7th February, 2024.
3. The above is an extract of the detailed format of unaudited Standalone and Consolidated Financial Results filed with the Stock Exchanges under Regulation 33 of the SEBI (Listing Obligations and Disclosure Requirements) Regulations, 2015. The full format for the third quarter and nine months ended 31st December 2023 results are available on the websites of the stock exchanges www.nseindia.com, www.bseindia.com and on the Company's website www.centumelectronics.com.

For CENTUM ELECTRONICS LIMITED
Sd/-
Apparao V Mallavarapu
Chairman & Managing Director

Place : Bengaluru
Date : February 7, 2024

 <p>KANPUR PLASTIPACK LTD Providing Solutions for Industrial Bulk Packaging CIN : L25209UP1971PLC003444</p>		Regd. Office : D-19-20, Panki, Industrial Area, Kanpur - 208022 Ph: +91 512 269113-6; Fax: +91 512 269117; Email: secretary@kanplas.com ; website: www.kanplas.com		
EXTRACT OF THE CONSOLIDATED UNAUDITED FINANCIAL RESULTS FOR THE QUARTER / PERIOD ENDED 31ST DECEMBER, 2023				
(₹ in Lacs)				
SL. NO.	PARTICULARS	Quarter Ended 31.12.2023 Unaudited	Quarter Ended 31.12.2022 Unaudited	Nine Months Ended 31.12.2023 Unaudited
1	Total Income from Operations (net)	12,596.04	9,559.49	35,064.31
2	Net Profit from Ordinary Activities before Tax	(87.55)	(415.05)	(216.27)
3	Net Profit from Ordinary Activities after Tax	(675.90)	(452.04)	(244.85)
4	Net Profit for the period after Tax (after Extraordinary Items)	(675.90)	(452.04)	(244.85)
5	Total Comprehensive Income for the period	(677.09)	(446.63)	(247.68)
6	Equity Share Capital	2,147.38	2,147.38	2,147.38
7	Earning per Share (before / after extraordinary items) (of ₹ 10/- each) (net un-audited)	(3.15)	(2.11)	(1.14)
	Basic-Diluted-	(3.15) (3.15)	(2.11) (2.11)	(1.14) (1.14)
Key Standalone Financial Information for the above mentioned periods				
1	Total Income from operations (net)	12,498.76	9,555.64	34,887.63
2	Profit Before Tax	(817.46)	(410.53)	(196.70)
3	Profit After Tax	(674.01)	(447.52)	(223.48)
Notes:				
1. The above results of the Company were reviewed by the Audit Committee and approved by the Board of Directors at their respective meeting held on 08.02.2024 which were audited by the Statutory Auditors of the Company.				
2. The figures of previous period/year have been re-grouped/ re-arranged and/or recast wherever found necessary.				
For and on behalf of the Board of Directors Sd/- (Manoj Agarwal) Chairman cum Managing Director				
Place : Kanpur Dated : 08.02.2024				

Balmer Lawrie & Co. Ltd.
(A Government of India Enterprise)
Regd. Office: 21, N. of India, Kolkata - 700 001
Phone: 033 - 2225290, e-mail: sharma.bhaskar@balmerlawrie.com
CIN : L1540WB1924GG004835. Website: www.balmerlawrie.com

TENDER NOTICE FOR LABOUR LAW COMPLIANCE AUDIT
Balmer Lawrie invites online bids from experienced bidders for Labour Law Compliance Audit. Interested bidders to download tender form from above website. Last date for submission is 29.02.2024. Any amendment / corrigendum to be hosted on the Company's website.

Alliance Air Aviation Ltd.
(A Wholly Owned Subsidiary of AI AHL)

NOTICE INVITING TENDER
Name of the Tender: Renewal of Aviation Insurance Policies for 2024-25 for Alliance Air Aviation Limited (AAL).


Tender Reference Number: MMA/VINS/2024-25/1

Tender Date: 08th February 2024 at 14.00 Hrs

Tender Closing Date: 29th February 2024 at 15.00 Hrs

Technical Bid Opening Date: 29th February 2024 at 16.30 Hrs


Availability of Tender Document: The Tender can be downloaded from the website (www.allianceair.in)


 <p>VTM LIMITED Regd. Office: Sulakarai, Virudhunagar CIN L171111N1946PLC003270. www.vtmll.com Statement of Unaudited Financial Results for the quarter and nine months ended December 31, 2023</p>							
Sl. No.	Particulars	Quarter ended October 31, 2023 (Unaudited)	Quarter ended September 30, 2023 (Unaudited)	Year to date figures September 30, 2023 (Unaudited)	Comparative Year to date figures September 30, 2022 (Unaudited)	Year to date figures October 31, 2023 (Unaudited)	Previous year ended March 31, 2023 (Audited)
1	Total Income from Operations	5,250.91	4,871.68	14,989.63	5,075.56	15,954.57	21,450.62
2	Net Profit / (Loss) for the period (before tax and exceptional items)	600.24	725.23	1,971.27	138.16	862.65	1,232.25
3	Net Profit / (Loss) for the period before tax (after exceptional items)	600.24	725.23	1,971.27	138.16	862.65	1,232.25
4	Net Profit / (Loss) for the period after tax (after exceptional items)	461.08	503.86	1,476.72	110.04	632.33	913.83
5	Other comprehensive income (net of tax)	102.91	102.76	307.64	133.66	400.49	533.88
6	Total Comprehensive Income for the period (Comprising Profit / (Loss) for the period (after tax) and Other Comprehensive Income (after tax))	564.00	606.32	1,784.36	246.70	1,032.82	1,447.51
7	Equity Share Capital	402.28	402.28	402.28	402.28	402.28	402.28
8	Reserves (including Revaluation Reserve) as shown in the Audited Balance Sheet of the previous year	NA	NA	NA	NA	NA	24,118.86
9	Earnings Per Share (of Rs. 10/- each) (for continuing and discontinued operations)	1.15	1.25	3.67	0.28	1.57	2.27
	a. Basic	1.15	1.25	3.67	0.28	1.57	2.27
	b. Diluted	1.15	1.25	3.67	0.28	1.57	2.27


Notes:
1. The above results for the quarter and nine months ended December 31, 2023, as reviewed and recommended by the Audit Committee of the Board, has been approved by the Board of Directors at its meeting held on February 7, 2024. The independent auditors have expressed an unmodified opinion in their Limited Review Report.
2. The above is an extract of the detailed format of the unaudited financial results for the quarter and nine months ended December 31, 2023 filed with the Stock Exchange in accordance with applicable regulations of the SEBI (Listing and Obligations Disclosure Requirements) Regulations, 2015. The full format of the unaudited financial results for the quarter and nine months ended December 31, 2023 are available on the website of the BSE Limited i.e. www.bseindia.com, on the Stock Exchange where the Company's shares are listed and on the website of the Company i.e. www.vtmll.com


Place: Kappalur, Madurai
Date: 07.02.2024

For VTM Limited
T Kannan
Chairman & Managing Director

 <p>Imagicaaworld Entertainment Limited CIN: L19249MH0110PLC119925 Registered Office : 3/031, Sangdewadi, Khopoli-Pali Road, Taluka: Khalapur, District: Raigad, Pin-410 203 Website : www.imagicaaworld.com, email : comppliance@imagicaaworld.com</p>				
EXTRACT OF UNAUDITED CONSOLIDATED FINANCIAL RESULTS FOR THE QUARTER AND NINE MONTHS ENDED DECEMBER 31, 2023				
(Rs. in Lakhs except EPS Data)				
Sr. No.	Particulars	CONSOLIDATED		
		For the quarter ended 31.12.2023 (Unaudited)	For the nine months ended 31.12.2023 (Unaudited)	For the quarter ended 31.12.2022 (Unaudited)
1	Total Income from operations	6,755.66	20,338.47	7,200.79
2	Net Profit / (Loss) for the period (before Tax, Exceptional and/or Extraordinary Items)	1,272.07	2,870.44	698.68
3	Net Profit / (Loss) for the period before Tax (after Exceptional and/or Extraordinary Items)	724.67	54,331.79	698.68
4	Net Profit / (Loss) for the period after Tax (after Exceptional and/or Extraordinary Items)	431.94	53,609.39	698.68
5	Total Comprehensive Income for the period (Comprising Profit / (Loss) for the period (after tax) and other Comprehensive Income (after tax))	439.76	53,598.72	709.82
6	Equity Share Capital	48,190.01	48,190.01	41,119.26
7	Reserves (excluding revaluation reserves as shown in the balance sheet of previous year)	-	30,732.08	-
8	Earning per share (of Rs. 10 each) (for continuing and discontinued operations) - Basic: Diluted:	0.09 (0.09)	11.46 (10.94)	0.22 (0.22)
(Rs. in Lakhs except EPS Data)				
Sr. No.	Particulars	STANDALONE		
		For the quarter ended 31.12.2023 (Unaudited)	For the nine months ended 31.12.2023 (Unaudited)	For the quarter ended 31.12.2022 (Unaudited)
1	Total Income from operations	6,755.66	20,338.47	7,200.79
2	Net Profit / (Loss) for the period before Tax (after Exceptional and/or Extraordinary Items)	724.63	54,331.65	704.72
3	Net Profit / (Loss) for the period after Tax (after Exceptional and/or Extraordinary Items)	431.90	53,609.25	704.72
Notes:				
a) The above results have been reviewed by the Audit Committee and approved by the Board of Directors at their respective meetings held on February 8, 2024.				
b) The above is an extract of the detailed format of Unaudited Financial Results for the quarter and nine months ended December 31, 2023 filed with the Stock Exchanges under Regulation 33 of the SEBI (Listing Obligations and Disclosure Requirements) Regulations, 2015. The full format of Standalone and Consolidated Unaudited Financial Results for the quarter and nine months ended December 31, 2023 are available on the Stock Exchange websites, www.nseindia.com and www.bseindia.com and on the Company's website www.imagicaaworld.com.				
c) The figures for the previous periods have been regrouped/rearranged wherever necessary to confirm current period's classification.				
For and on behalf of the Board of Directors Sd/- Rajesh Malpani Chairman				
Place:Pune Date: February 8, 2024				

 <p>THE RAMCO CEMENTS LIMITED Regd. Office: "Ramamandiram", Rajapalayam - 626 117. Corporate Office: 98-A, Dr.Radhakrishnan Salai, Chennai 600 004. CIN : L26941TN1957PLC003566; E-mail : ksn@ramcocements.co.in</p>								
EXTRACT OF CONSOLIDATED UN-AUDITED STATEMENT OF PROFIT AND LOSS FOR THE QUARTER AND NINE MONTHS ENDED 31ST DECEMBER 2023								
Rs. in Crores								
S. No.	Particulars	Quarter Ended			Nine Months Ended			Year Ended
		Un-Audited 31-12-2023	Un-Audited 30-09-2023	Un-Audited 31-12-2022	Un-Audited 31-12-2023	Un-Audited 31-12-2022	Un-Audited 31-03-2023	
1	Total Income	2,117.39	2,352.09	2,020.37	6,723.43	5,606.62	8,190.19	
2	Net Profit for the period before Tax	121.41	137.83	94.76	366.89	267.36	471.98	
3	Net Profit for the period after Tax attributable to - Equity shareholders of the Parent - Non-Controlling Interest	84.48 (2.91)	72.02 (0.02)	51.56 (0.35)	230.91 (2.98)	163.66 (0.49)	314.52 (0.23)	
4	Total	81.57	72.00	51.21	227.93	164.15	314.75	
5	Total Comprehensive Income for the period after tax - Equity shareholders of the Parent - Non-Controlling Interest	83.75 (2.91)	143.28 (0.04)	52.62 (0.36)	302.82 (2.92)	167.79 (0.50)	313.66 (0.23)	
6	Total	80.84	143.32	52.26	299.90	168.29	313.66	
7	Paid up Equity Share Capital	23.63	23.63	23.63	23.63	23.63	23.63	
8	Other Equity	-	-	-	7,092.94	6,691.79	6,837.43	
9	Securities Premium Account	-	-	-	50.59	50.59	50.59	
10	Net worth	3.70	3.15	2.26	7,120.85	6,722.69	6,888.06	
11	Paid up Debt Capital	-	-	-	5,063.37	4,662.47	4,487.42	
12	Capital Redemption Reserve	-	-	-	1.63	1.63	1.63	
13	Debenture Redemption Reserve	-	-	-	0.71	0.69	0.65	
14	Debt-Equity Ratio (in multiples)	1.70	1.33	1.33	1.70	1.33	1.31	
15	Debt Service Coverage Ratio (in multiples)	1.80	1.75	2.06	1.80	1.75	2.06	
	Interest Service Coverage Ratio (in multiples)	-	-	-	-	-	-	
	Earnings Per share of Re-1/- each (Rs.p) (Not Annualized)	3.70	3.15	2.26	10.12	7.16	13.76	
	Basic: Diluted:	3.70 (3.70)	3.15 (3.15)	2.26 (2.26)	10.12 (10.12)	7.16 (7.16)	13.76 (13.76)	
Notes:								
1. The above is an extract of the detailed format of Quarter and Nine Months Ended Un-audited Statement of Profit and Loss that has been filed with Stock Exchanges under Regulation 52 of the SEBI (Listing Obligations and Disclosure Requirements) Regulations, 2015. The full format of the Quarter and Nine Months Ended Un-audited Statement of Profit and Loss are available on the Bombay Stock Exchange website www.bseindia.com, the National Stock Exchange website www.nseindia.com and on the Company's website www.ramcocements.in								
2. For the other line items referred in regulation 52(4), 54(2) & (3) of Securities and Exchange Board of India (Listing Obligations and Disclosure Requirements) Regulations, 2015, pertinent disclosures have been made to the stock exchanges and can be accessed on the websites of the stock exchanges viz. www.bseindia.com and www.nseindia.com and that of the Company's website www.ramcocements.in								
3. The above un-audited results were reviewed by the Audit Committee and approved by the Board of Directors at their Meetings held on 08-02-2024. The Statutory Auditors have carried out a Limited Review of the above results.								
4. Key Standalone financial information								
Rs. in Crores								
Particulars	Quarter Ended			Nine Months Ended			Year Ended	
	Un-Audited 31-12-2023	Un-Audited 30-09-2023	Un-Audited 31-12-2022	Un-Audited 31-12-2023	Un-Audited 31-12-2022	Un-Audited 31-03-2023		
Total Income	2,113.10	2,342.79	2,018.09	6,704.87	5,590.68	8,171.97		
Net Profit before tax	134.97	138.16	97.24	381.20	266.96	473.69		
Net Profit after tax	93.38	101.30	67.39	273.59	191.13	343.54		
5. The previous period figures have been re-grouped/re-stated wherever necessary								
For THE RAMCO CEMENTS LIMITED M.F. FAROOQUI CHAIRMAN								
Chennai 08-02-2024								

 <p>KILBURN ENGINEERING LTD. Regd. Office : Four Mangoe Lane, Surendra Mohan Ghosh Sarani, Kolkata - 700 001 CIN: L24232WB1987PLC042956, Tel No: 033 22313337, Fax No: 033-22314768, Website: www.kilburnengg.com</p>							
EXTRACT OF UNAUDITED FINANCIAL RESULTS FOR THE NINE MONTHS ENDED 31 DECEMBER 2023							
(₹ in Lakhs)							
Sr. No.	PARTICULARS	QUARTER ENDED (UNAUDITED) 31.12.2023	QUARTER ENDED (UNAUDITED) 30.09.2023	QUARTER ENDED (UNAUDITED) 31.12.2022	NINE MONTHS ENDED (UNAUDITED) 31.12.2023	NINE MONTHS ENDED (UNAUDITED) 31.12.2022	YEAR ENDED (AUDITED) 31.03.2023
1	Total Income	7,360	6,943	5,798	21,036	16,497	23,619
2	Profit / (Loss) before Tax	1,482	1,422	1,058	3,852	2,540	3,877
3	Net Profit / (Loss) after Tax	1,031	1,003	750	2,743	1,780	3,014
4	Total Comprehensive Income / (Loss) for the period (Comprising Profit / (Loss) for the period (after tax))	880	1,104	866	2,853	1,838	2,823
5	Paid up equity share capital (Face Value ₹ 10 each)	3,757	3,757	3,581	3,757	3,581	3,581
6	Earnings Per Share (EPS) (in ₹) Basic and Diluted EPS (in ₹)	2.76	2.70	2.17	7.38	5.16	8.66
NOTES:							
1. The above is an extract of the detailed format of Financial Results for nine months ended 31 December 2023 filed with the Stock Exchanges under Regulation 33 of the SEBI (Listing and Other Disclosure Requirements) Regulations, 2015. The full format of the Unaudited Financial Results is available on the Stock Exchange websites and on the Company's website www.kilburnengg.com.							
2. The financial results have been prepared in accordance with Ind AS, notified under section 133 of the Companies Act, 2013 read with the relevant rules issued thereunder and other accounting principles generally accepted in India. The results were reviewed by the Audit Committee and approved and taken on record by the Board of Directors of the Company at their respective meetings held on 8th February 2024. Limited review as required under regulation 33 of the SEBI (Listing Obligations & Disclosure Requirements) Regulation 2015 has been carried out by the statutory auditors of the Company.							
By Order of the Board (Ranjit Lala) Managing Director DIN 07266678							
Date : 8th February, 2024 Place : Kolkata							

 <p>CENTUM ELECTRONICS LIMITED Corporate Identity Number (CIN): L85110KA1993PLC013869 Regd. Office: No. 44, KHB Industrial Area, Yelahanka New Town, Bengaluru - 560 106 Phone: +91-80-41436000 Fax: +91-80-41436005 Email: investors@centumelectronics.com Website : www.centumelectronics.com</p>					
Extract of the Unaudited Consolidated Financial Results for the Third Quarter and Nine Months ended 31st December, 2023					
(₹ in Million)					
Sl. No.	Particulars	Quarter ended 31-12-2023 (Unaudited)	Nine Months ended 31-12-2023 (Unaudited)	Quarter ended 31-12-2022 (Unaudited)	Year ended 31-03-2023 (Audited)
1	Total Income from Operations	2,981.95	7,939.27	1,971.14	9,229.69
2	Net Profit / (Loss) for the period (before Tax, Exceptional and/or Extraordinary Items)	107.23	126.13	(101.98)	121.36
3	Net Profit / (Loss) for the period before tax (after Exceptional and/or Extraordinary Items)	107.23	126.13	(101.98)	121.36
4	Net Profit / (Loss) for the period after tax (after Exceptional and/or Extraordinary Items)	72.48	41.40	(96.68)	66.94
5	Total Comprehensive Income for the period (Comprising Profit / (Loss) for the period (after tax) and Other Comprehensive Income (after tax))	59.86	54.21	(123.73)	74.00
6	Equity Share Capital (Face value of Rs. 10 per share)	128.88	128.88	128.85	128.85
7	Reserves (excluding Revaluation Reserve) as shown in the Audited Balance Sheet of the previous year	-	-	-	1,978.32
8	Earnings Per Share (of Rs. 10/- each) (a) Basic: (b) Diluted:	5.95 (5.88)	5.56 (5.92)	(5.92) (5.92)	7.62 (7.55)
Notes:					
1. Brief of unaudited Standalone Financial Results for the Third quarter and Nine Months ended 31 st December, 2023 is as follows.					
(₹ in Million)					
Particulars	Quarter ended 31-12-2023 (Unaudited)	Nine Months ended 31-12-2023 (Unaudited)	Quarter ended 31-12-2022 (Unaudited)	Year ended 31-03-2023 (Audited)	
Total Income from Operations	1,762.96	4,643.42	1,028.00	5,005.54	
Net Profit / (Loss) for the period before tax	145.80	371.11	(103.53)	263.78	
Net Profit / (Loss) for the period after tax	108.40	275.44	(9.36)	193.99	
Total Comprehensive Income for the period (after tax) and Other Comprehensive Income (after tax)	109.83	279.50	(8.68)	199.50	
2. The unaudited Standalone and Consolidated financial results have been reviewed by the Audit Committee in their Meeting held on 6 th February, 2024 and approved by the Board of Directors of the Company at their Meeting held on 7 th February, 2024.					
3. The above is an extract of the detailed format of unaudited Standalone and Consolidated Financial Results filed with the Stock Exchanges under Regulation 33 of the SEBI (Listing Obligations and Disclosure Requirements) Regulations, 2015. The full format for the third quarter and nine months ended 31 st December 2023 results are available on the websites of the stock exchanges www.nseindia.com, www.bseindia.com and on the Company's website www.centumelectronics.com.					
For CENTUM ELECTRONICS LIMITED Sd/- Apparao V Mallavarapu Chairman & Managing Director					
Place : Bengaluru Date : February 7, 2024					


 <p>KANPUR PLASTIPACK LTD Providing Solutions for Industrial Bulk Packaging CIN : L25209UP971PLC003444</p>		Regd. Office : D-19-20, Panki, Industrial Area, Kanpur - 208022 Ph: +91 512 269113-6; Fax: +91 512 269117; Email: secretary@kanplas.com ; website: www.kanplas.com		
EXTRACT OF THE CONSOLIDATED UNAUDITED FINANCIAL RESULTS FOR THE QUARTER / PERIOD ENDED 31ST DECEMBER, 2023				
(₹ in Lacs)				
SL. NO.	PARTICULARS	Quarter Ended 31.12.2023 Unaudited	Quarter Ended 31.12.2022 Unaudited	Nine Months Ended 31.12.2023 Unaudited
1	Total Income from Operations (net)	12,596.04	9,559.49	35,064.31
2	Net Profit from Ordinary Activities before Tax	(87.55)	(415.05)	(216.27)
3	Net Profit from Ordinary Activities after Tax	(675.90)	(452.04)	(244.85)
4	Net Profit for the period after Tax (after Extraordinary Items)	(675.90)	(452.04)	(244.85)
5	Total Comprehensive Income for the period	(677.09)	(446.63)	(247.68)
6	Equity Share Capital	2,147.38	2,147.38	2,147.38
7	Earning per Share (before / after extraordinary items) (₹ 10/- each) (not annualised)			
	Basic-	(3.15)	(2.11)	(1.14)
	Diluted-	(3.15)	(2.11)	(1.14)
Key Standalone Financial Information for the above mentioned periods				
1	Total Income from operations (net)	12,498.76	9,555.64	34,887.63
2	Profit Before Tax	(817.46)	(410.53)	(196.70)
3	Profit After Tax	(674.01)	(447.52)	(223.48)
Notes: 1. The above results of the Company were reviewed by the Audit Committee and approved by the Board of Directors at their respective meeting held on 08.02.2024 which were audited by the Statutory Auditors of the Company. 2. The figures of previous period/year have been re-grouped/ re-arranged and/or recast wherever found necessary. For and on behalf of the Board of Directors Sd/- (Manoj Agarwal) Chairman cum Managing Director Place: Kanpur Dated: 08.02.2024				


Balmer Lawrie & Co. Ltd.
(A Government of India Enterprise)
Regd. Office: 21, N. Road, Kolkata - 700 001
Phone: 033 - 2225290, e-mail: sharma.bhaskar@balmerlawrie.com
CIN : L1540WB1924GG004835. Website: www.balmerlawrie.com


TENDER NOTICE FOR LABOUR LAW COMPLIANCE AUDIT
Balmer Lawrie invites online bids from experienced bidders for Labour Law Compliance Audit. Interested bidders to download tender form from above website. Last date for submission is 29.02.2024. Any amendment / corrigendum to be hosted on the Company's website.

Alliance Air Aviation Ltd.
(A Wholly Owned Subsidiary of AI AHL)


NOTICE INVITING TENDER
Name of the Tender: Renewal of Aviation Insurance Policies for 2024-25 for Alliance Air Aviation Limited (AAL).
Tender Reference Number: MMA/VINS/2024-25/1
Tender Date: 09th February 2024 at 14.00 Hrs
Tender Closing Date: 29th February 2024 at 15.00 Hrs
Technical Bid Opening Date: 29th February 2024 at 16.30 Hrs
Availability of Tender Document: The Tender can be downloaded from the website (www.allianceair.in)

 <p>VTM LIMITED Regd. Office: Sulakarai, Virudhunagar CIN L17111TN1946PLC003270. www.vtmll.com Statement of Unaudited Financial Results for the quarter and nine months ended December 31, 2023</p>							
Sl. No.	Particulars	Quarter ended October 31, 2023 (Unaudited)	Quarter ended September 30, 2023 (Unaudited)	Year to date figures September 30, 2023 (Unaudited)	Comparative Year to date figures September 30, 2022 (Unaudited)	Year to date figures October 31, 2023 (Unaudited)	Previous year ended March 31, 2023 (Audited)
1	Total Income from Operations	5,250.91	4,871.68	14,989.63	5,075.56	15,954.57	21,450.62
2	Net Profit / (Loss) for the period (before tax and exceptional items)	600.24	725.23	1,971.27	138.16	862.65	1,232.25
3	Net Profit / (Loss) for the period before tax (after exceptional items)	600.24	725.23	1,971.27	138.16	862.65	1,232.25
4	Net Profit / (Loss) for the period after tax (after exceptional items)	461.08	503.86	1,476.72	110.04	632.33	913.83
5	Other comprehensive income (net of tax)	102.91	102.76	307.64	133.66	400.49	533.88
6	Total Comprehensive Income for the period (Comprising Profit / (Loss) for the period (after tax) and Other Comprehensive Income (after tax))	564.00	606.32	1,784.36	246.70	1,032.82	1,447.51
7	Equity Share Capital	402.28	402.28	402.28	402.28	402.28	402.28
8	Reserves (including Revaluation Reserve) as shown in the Audited Balance Sheet of the previous year	NA	NA	NA	NA	NA	24,118.86
9	Earnings Per Share (of Rs. 1/- each) (for continuing and discontinued operations)						
	a. Basic	1.15	1.25	3.67	0.28	1.57	2.27
	b. Diluted	1.15	1.25	3.67	0.28	1.57	2.27
Notes: 1. The above results for the quarter and nine months ended December 31, 2023, as reviewed and recommended by the Audit Committee of the Board, has been approved by the Board of Directors at its meeting held on February 7, 2024. The independent auditors have expressed an unmodified opinion in their Limited Review Report. 2. The above is an extract of the detailed format of the unaudited financial results for the quarter and nine months ended December 31, 2023 filed with the Stock Exchange in accordance with applicable regulations of the SEBI (Listing and Obligations Disclosure Requirements) Regulations, 2015. The full format of the unaudited financial results for the quarter and nine months ended December 31, 2023 are available on the website of the BSE Limited i.e. www.bseindia.com, on the Stock Exchange where the Company's shares are listed and on the website of the Company i.e. www.vtmll.com For VTM Limited T Kannan Chairman & Managing Director Place: Kappalur, Madurai Date: 07.02.2024							

 <p>Imagicaaworld Entertainment Limited CIN: L19240MH0110PLC119925 Registered Office : 3/031, Sangdewadi, Khopoli-Pali Road, Taluka: Khalapur, District: Raigad, Pin-410 203 Website : www.imagicaaworld.com, email : complice@imagicaaworld.com</p>				
EXTRACT OF UNAUDITED CONSOLIDATED FINANCIAL RESULTS FOR THE QUARTER AND NINE MONTHS ENDED DECEMBER 31, 2023				
(Rs. in Lakhs except EPS Data)				
Sr. No.	Particulars	CONSOLIDATED		
		For the quarter ended 31.12.2023 (Unaudited)	For the nine months ended 31.12.2023 (Unaudited)	For the quarter ended 31.12.2022 (Unaudited)
1	Total Income from operations	6,755.66	20,338.47	7,200.79
2	Net Profit / (Loss) for the period (before Tax, Exceptional and/or Extraordinary Items)	1,272.07	2,870.44	698.68
3	Net Profit / (Loss) for the period before Tax (after Exceptional and/or Extraordinary Items)	724.67	54,331.79	698.68
4	Net Profit / (Loss) for the period after Tax (after Exceptional and/or Extraordinary Items)	431.94	53,609.39	698.68
5	Total Comprehensive Income for the period (Comprising Profit / (Loss) for the period (after tax) and other Comprehensive Income (after tax))	439.76	53,598.72	709.82
6	Equity Share Capital	48,190.01	48,190.01	41,119.26
7	Reserves (excluding revaluation reserves as shown in the balance sheet of previous year)	-	30,732.08	-
8	Earning per share (of Rs. 10 each) (for continuing and discontinued operations) - Basic:	0.09	11.46	0.22
	Diluted:	0.09	10.94	0.22
(Rs. in Lakhs except EPS Data)				
Sr. No.	Particulars	STANDALONE		
		For the quarter ended 31.12.2023 (Unaudited)	For the nine months ended 31.12.2023 (Unaudited)	For the quarter ended 31.12.2022 (Unaudited)
1	Total Income from operations	6,755.66	20,338.47	7,200.79
2	Net Profit / (Loss) for the period before Tax (after Exceptional and/or Extraordinary Items)	724.63	54,331.65	704.72
3	Net Profit / (Loss) for the period after Tax (after Exceptional and/or Extraordinary Items)	431.90	53,609.25	704.72
Notes: a) The above results have been reviewed by the Audit Committee and approved by the Board of Directors at their respective meetings held on February 8, 2024. b) The above is an extract of the detailed format of Unaudited Financial Results for the quarter and nine months ended December 31, 2023 filed with the Stock Exchanges under Regulation 33 of the SEBI (Listing Obligations and Disclosure Requirements) Regulations, 2015. The full format of Standalone and Consolidated Unaudited Financial Results for the quarter and nine months ended December 31, 2023 are available on the Stock Exchange websites, www.nseindia.com and www.bseindia.com and on the Company's website www.imagicaaworld.com. c) The figures for the previous periods have been regrouped/rearranged wherever necessary to confirm current period's classification. For and on behalf of the Board of Directors Sd/- Rajesh Malpani Chairman Place: Pune Date: February 8, 2024				

 <p>THE RAMCO CEMENTS LIMITED Regd. Office: "Ramamandiram", Rajapalayam - 626 117 Corporate Office: 98-A, Dr.Radhakrishnan Salai, Chennai 600 004. CIN : L26941TN1957PLC003566; E-mail : ksn@ramcocements.co.in</p>								
EXTRACT OF CONSOLIDATED UN-AUDITED STATEMENT OF PROFIT AND LOSS FOR THE QUARTER AND NINE MONTHS ENDED 31ST DECEMBER 2023								
Rs. in Crores								
S. No.	Particulars	Quarter Ended			Nine Months Ended			Year Ended
		Un-Audited 31-12-2023	Un-Audited 30-09-2023	Un-Audited 31-12-2022	Un-Audited 31-12-2023	Un-Audited 31-12-2022	Un-Audited 31-03-2023	
1	Total Income	2,117.39	2,352.09	2,020.37	6,723.43	5,606.62	8,190.19	
2	Net Profit for the period before Tax	121.41	137.83	94.76	366.89	267.36	471.98	
3	Net Profit for the period after Tax attributable to - Equity shareholders of the Parent - Non-Controlling Interest	84.48	72.02	51.56	230.91	163.66	314.52	
	Total	(2.91)	(0.02)	(0.35)	(2.98)	0.49	0.23	
4	Total Comprehensive Income for the period after tax - Equity shareholders of the Parent - Non-Controlling Interest	81.57	72.00	51.21	227.93	164.15	314.75	
5	Paid up Equity Share Capital	83.75	143.28	52.62	302.82	167.79	313.43	
6	Other Equity	(2.91)	0.04	(0.36)	(2.92)	0.50	0.23	
7	Securities Premium Account	80.84	143.32	52.26	299.90	168.29	313.66	
8	Net worth	23.63	23.63	23.63	23.63	23.63	23.63	
9	Paid up Debt Capital	7,092.94	6,691.79	6,837.43	50.59	50.59	50.59	
10	Capital Redemption Reserve	7,120.85	6,722.69	6,888.06	5,063.37	4,662.47	4,487.42	
11	Debenture Redemption Reserve	1.63	1.63	1.63	-	-	-	
12	Debt-Equity Ratio (in multiples)	0.71	0.69	0.65	1.70	1.33	1.31	
13	Debt Service Coverage Ratio (in multiples)	1.80	1.75	2.06	-	-	-	
14	Interest Service Coverage Ratio (in multiples)	-	-	-	-	-	-	
15	Earnings Per share of Re-1/- each (Rs.p) (Not Annualized)							
	Basic:	3.70	3.15	2.26	10.12	7.16	13.76	
	Diluted:	3.70	3.15	2.26	10.12	7.16	13.76	
Notes: 1. The above is an extract of the detailed format of Quarter and Nine Months Ended Un-audited Statement of Profit and Loss that has been filed with Stock Exchanges under Regulation 52 of the SEBI (Listing Obligations and Disclosure Requirements) Regulations, 2015. The full format of the Quarter and Nine Months Ended Un-audited Statement of Profit and Loss are available on the Bombay Stock Exchange website www.bseindia.com, the National Stock Exchange website www.nseindia.com and on the Company's website www.ramcocements.in 2. For the other line items referred in regulation 52(4), 54(2) & (3) of Securities and Exchange Board of India (Listing Obligations and Disclosure Requirements) Regulations, 2015, pertinent disclosures have been made to the stock exchanges and can be accessed on the websites of the stock exchanges viz. www.bseindia.com and www.nseindia.com and that of the Company's website www.ramcocements.in 3. The above un-audited results were reviewed by the Audit Committee and approved by the Board of Directors at their Meetings held on 08-02-2024. The Statutory Auditors have carried out a Limited Review of the above results. 4. Key Standalone financial information For THE RAMCO CEMENTS LIMITED M.F. FAROOQUI CHAIRMAN Chennai 08-02-2024								

 <p>KILBURN ENGINEERING LTD. Regd. Office : Four Mangoe Lane, Surendra Mohan Ghosh Sarani, Kolkata - 700 001 CIN: L24232WB1987PLC042956, Tel No: 033 22313337, Fax No: 033-22314768, Website: www.kilburnengg.com</p>							
EXTRACT OF UNAUDITED FINANCIAL RESULTS FOR THE NINE MONTHS ENDED 31 DECEMBER 2023							
(₹ in Lakhs)							
Sr. No.	PARTICULARS	QUARTER ENDED (UNAUDITED) 31.12.2023	QUARTER ENDED (UNAUDITED) 30.09.2023	QUARTER ENDED (UNAUDITED) 31.12.2022	NINE MONTHS ENDED (UNAUDITED) 31.12.2023	NINE MONTHS ENDED (UNAUDITED) 31.12.2022	YEAR ENDED (AUDITED) 31.03.2023
1	Total Income	7,360	6,943	5,798	21,036	16,497	23,619
2	Profit / (Loss) before Tax	1,482	1,422	1,058	3,852	2,540	3,877
3	Net Profit / (Loss) after Tax	1,031	1,003	750	2,743	1,780	3,014
4	Total Comprehensive Income / (Loss) for the period (Comprising Profit / (Loss) for the period (after tax))	880	1,104	866	2,853	1,838	2,823
5	Paid up equity share capital (Face Value ₹ 10 each)	3,757	3,757	3,581	3,757	3,581	3,581
6	Earnings Per Share (EPS) (in ₹) Basic and Diluted EPS (in ₹)	2.76	2.70	2.17	7.38	5.16	8.66
NOTES: 1. The above is an extract of the detailed format of Financial Results for nine months ended 31 December 2023 filed with the Stock Exchanges under Regulation 33 of the SEBI (Listing and Other Disclosure Requirements) Regulations, 2015. The full format of the Unaudited Financial Results is available on the Stock Exchange websites and on the Company's website www.kilburnengg.com. 2. The financial results have been prepared in accordance with Ind AS, notified under section 133 of the Companies Act, 2013 read with the relevant rules issued thereunder and other accounting principles generally accepted in India. The results were reviewed by the Audit Committee and approved and taken on record by the Board of Directors of the Company at their respective meetings held on 8th February 2024. Limited review as required under regulation 33 of the SEBI (Listing Obligations & Disclosure Requirements) Regulation 2015 has been carried out by the statutory auditors of the Company. By Order of the Board (Ranjit Lala) Managing Director DIN 07266678 Date : 8th February, 2024 Place : Kolkata							

 <p>CENTUM ELECTRONICS LIMITED Corporate Identity Number (CIN): L85110KA1993PLC013689 Regd. Office: No. 44, KHB Industrial Area, Yelahanka New Town, Bengaluru - 560 106 Phone: +91-80-41436000 Fax: +91-80-41436005 Email: investors@centumelectronics.com Website : www.centumelectronics.com</p>																														
Extract of the Unaudited Consolidated Financial Results for the Third Quarter and Nine Months ended 31st December, 2023																														
(₹ in Million)																														
Sl. No.	Particulars	Quarter ended 31-12-2023 (Unaudited)	Nine Months ended 31-12-2023 (Unaudited)	Quarter ended 31-12-2022 (Unaudited)	Year ended 31-03-2023 (Audited)																									
1	Total Income from Operations	2,981.95	7,939.27	1,971.14	9,229.69																									
2	Net Profit / (Loss) for the period (before Tax, Exceptional and/or Extraordinary Items)	107.23	126.13	(101.98)	121.36																									
3	Net Profit / (Loss) for the period before tax (after Exceptional and/or Extraordinary Items)	107.23	126.13	(101.98)	121.36																									
4	Net Profit / (Loss) for the period after tax (after Exceptional and/or Extraordinary Items)	72.48	41.40	(96.68)	66.94																									
5	Total Comprehensive Income for the period (Comprising Profit / (Loss) for the period (after tax) and Other Comprehensive Income (after tax))	59.86	54.21	(123.73)	74.00																									
6	Equity Share Capital (Face value of Rs. 10 per share)	128.88	128.88	128.85	128.85																									
7	Reserves (excluding Revaluation Reserve) as shown in the Audited Balance Sheet of the previous year	-	-	-	1,978.32																									
8	Earnings Per Share (of Rs. 10/- each) (a) Basic : (b) Diluted :	5.95 5.88	5.56 5.49	(5.92) (5.92)	7.62 7.55																									
Notes: 1. Brief of unaudited Standalone Financial Results for the Third quarter and Nine Months ended 31 st December, 2023 is as follows - (₹ in Million) <table border="1"> <tr> <th>Particulars</th> <th>Quarter ended 31-12-2023 (Unaudited)</th> <th>Nine Months ended 31-12-2023 (Unaudited)</th> <th>Quarter ended 31-12-2022 (Unaudited)</th> <th>Year ended 31-03-2023 (Audited)</th> </tr> <tr> <td>Total Income from Operations</td> <td>1,762.96</td> <td>4,643.42</td> <td>1,028.00</td> <td>5,005.54</td> </tr> <tr> <td>Net Profit / (Loss) for the period before tax</td> <td>145.80</td> <td>371.11</td> <td>(103.53)</td> <td>263.78</td> </tr> <tr> <td>Net Profit / (Loss) for the period after tax</td> <td>108.40</td> <td>275.44</td> <td>(9.36)</td> <td>193.99</td> </tr> <tr> <td>Total Comprehensive Income for the period (after tax) and Other Comprehensive Income (after tax)</td> <td>109.83</td> <td>279.50</td> <td>(8.68)</td> <td>199.50</td> </tr> </table> 2. The unaudited Standalone and Consolidated financial results have been reviewed by the Audit Committee in their Meeting held on 6 th February, 2024 and approved by the Board of Directors of the Company at their Meeting held on 7 th February, 2024. 3. The above is an extract of the detailed format of unaudited Standalone and Consolidated Financial Results filed with the Stock Exchanges under Regulation 33 of the SEBI (Listing Obligations and Disclosure Requirements) Regulations, 2015. The full format for the third quarter and nine months ended 31 st December 2023 results are available on the websites of the stock exchanges www.nseindia.com, www.bseindia.com and on the Company's website www.centumelectronics.com. For CENTUM ELECTRONICS LIMITED Sd/- Apparao V Mallavarapu Chairman & Managing Director Place : Bengaluru Date : February 7, 2024						Particulars	Quarter ended 31-12-2023 (Unaudited)	Nine Months ended 31-12-2023 (Unaudited)	Quarter ended 31-12-2022 (Unaudited)	Year ended 31-03-2023 (Audited)	Total Income from Operations	1,762.96	4,643.42	1,028.00	5,005.54	Net Profit / (Loss) for the period before tax	145.80	371.11	(103.53)	263.78	Net Profit / (Loss) for the period after tax	108.40	275.44	(9.36)	193.99	Total Comprehensive Income for the period (after tax) and Other Comprehensive Income (after tax)	109.83	279.50	(8.68)	199.50
Particulars	Quarter ended 31-12-2023 (Unaudited)	Nine Months ended 31-12-2023 (Unaudited)	Quarter ended 31-12-2022 (Unaudited)	Year ended 31-03-2023 (Audited)																										
Total Income from Operations	1,762.96	4,643.42	1,028.00	5,005.54																										
Net Profit / (Loss) for the period before tax	145.80	371.11	(103.53)	263.78																										
Net Profit / (Loss) for the period after tax	108.40	275.44	(9.36)	193.99																										
Total Comprehensive Income for the period (after tax) and Other Comprehensive Income (after tax)	109.83	279.50	(8.68)	199.50																										

 <p>Regd. Office : D-19-20, Panki, Industrial Area, Kanpur - 208022 Ph: +91 512 269113-6; Fax: +91 512 269117; Email: secretary@kanplias.com ; website: www.kanplias.com</p>				
<p>EXTRACT OF THE CONSOLIDATED UNAUDITED FINANCIAL RESULTS FOR THE QUARTER / PERIOD ENDED 31ST DECEMBER, 2023</p>				
(₹ in Lacs)				
SL. NO.	PARTICULARS	Quarter Ended 31.12.2023 Unaudited	Quarter Ended 31.12.2022 Unaudited	Nine Months Ended 31.12.2023 Unaudited
1	Total Income from Operations (net)	12,596.04	9,559.49	35,064.31
2	Net Profit from Ordinary Activities before Tax	(87.55)	(415.05)	(216.27)
3	Net Profit from Ordinary Activities after Tax	(675.90)	(452.04)	(244.85)
4	Net Profit for the period after Tax (after Extraordinary Items)	(675.90)	(452.04)	(244.85)
5	Total Comprehensive Income for the period	(677.09)	(446.63)	(247.68)
6	Equity Share Capital	2,147.38	2,147.38	2,147.38
7	Earning per Share (before / after extraordinary items) (₹ 10/- each) (net un-audited)	(3.15)	(2.11)	(1.14)
	Basic- Diluted-	(3.15) (3.15)	(2.11) (2.11)	(1.14) (1.14)
Key Standalone Financial Information for the above mentioned periods				
1	Total Income from operations (net)	12,498.76	9,555.64	34,887.63
2	Profit Before Tax	(817.46)	(410.53)	(196.70)
3	Profit After Tax	(674.01)	(447.52)	(223.48)
Notes:				
1. The above results of the Company were reviewed by the Audit Committee and approved by the Board of Directors at their respective meeting held on 08.02.2024 which were audited by the Statutory Auditors of the Company.				
2. The figures of previous period/year have been re-grouped/ re-arranged and/or recast wherever found necessary.				
For and on behalf of the Board of Directors Sd/- (Manoj Agarwal) Chairman cum Managing Director				
Place : Kanpur Dated : 08.02.2024				

Balmer Lawrie & Co. Ltd.
(A Government of India Enterprise)
Regd. Office: 21, N. of India, Kolkata - 700 001
Phone: 033 - 2225290, e-mail: sharma.bhaskar@balmerlawrie.com
CIN : L1540WB1924GD004835. Website: www.balmerlawrie.com

TENDER NOTICE FOR LABOUR LAW COMPLIANCE AUDIT
Balmer Lawrie invites online bids from experienced bidders for Labour Law Compliance Audit. Interested bidders to download tender form from above website. Last date for submission is 29.02.2024. Any amendment / corrigendum to be hosted on the Company's website.

Alliance Air Aviation Ltd.
(A Wholly Owned Subsidiary of AI AHL)

NOTICE INVITING TENDER
Name of the Tender: Renewal of Aviation Insurance Policies for 2024-25 for Alliance Air Aviation Limited (AAL).

Tender Reference Number: MMA/VINS/2024-25/1

Tender Date: 08th February 2024 at 14.00 Hrs

Tender Closing Date: 29th February 2024 at 15.00 Hrs

Technical Bid Opening Date: 29th February 2024 at 16.30 Hrs


Availability of Tender Document: The Tender can be downloaded from the website (www.allianceair.in)


<p>VTM LIMITED Regd. Office: Sulakarai, Virudhunagar CIN L17111N1946PLC003270. www.vtmll.com Statement of Unaudited Financial Results for the quarter and nine months ended December 31, 2023</p>							
Sl. No.	Particulars	Quarter ended October 31, 2023 (Unaudited)	Quarter ended September 30, 2023 (Unaudited)	Year to date upto September 30, 2023 (Unaudited)	Comparative Year to date upto September 30, 2022 (Unaudited)	Year to date upto October 31, 2023 (Unaudited)	Previous year ended upto 30.09.2022 (Audited)
1	Total Income from Operations	5,250.91	4,871.68	14,989.63	5,075.56	15,954.57	21,450.62
2	Net Profit / (Loss) for the period (before tax and exceptional items)	600.24	725.23	1,971.27	138.16	862.65	1,232.25
3	Net Profit / (Loss) for the period before tax (after exceptional items)	600.24	725.23	1,971.27	138.16	862.65	1,232.25
4	Net Profit / (Loss) for the period after tax (after exceptional items)	461.08	503.86	1,476.72	110.04	632.33	913.83
5	Other comprehensive income (net of tax)	102.91	102.76	307.64	133.66	400.49	533.88
6	Total Comprehensive Income for the period (Comprising Profit / (Loss) for the period (after tax) and Other Comprehensive Income (after tax))	564.00	606.32	1,784.36	246.70	1,032.82	1,447.51
7	Equity Share Capital	402.28	402.28	402.28	402.28	402.28	402.28
8	Reserves (including Revaluation Reserve) as shown in the Audited Balance Sheet of the previous year	NA	NA	NA	NA	NA	24,118.86
9	Earnings Per Share (of Rs. 1/- each) (for continuing and discontinued operations)	1.15	1.25	3.67	0.28	1.57	2.27
	a. Basic (b) Diluted	1.15 1.15	1.25 1.25	3.67 3.67	0.28 0.28	1.57 1.57	2.27 2.27


Notes:
1. The above results for the quarter and nine months ended December 31, 2023, as reviewed and recommended by the Audit Committee of the Board, has been approved by the Board of Directors at its meeting held on February 7, 2024. The independent auditors have expressed an unmodified opinion in their Limited Review Report.
2. The above is an extract of the detailed format of the unaudited financial results for the quarter and nine months ended December 31, 2023 filed with the Stock Exchange in accordance with applicable regulations of the SEBI (Listing and Obligations Disclosure Requirements) Regulations, 2015. The full format of the unaudited financial results for the quarter and nine months ended December 31, 2023 are available on the website of the BSE Limited i.e. www.bseindia.com, on the Stock Exchange where the Company's shares are listed and on the website of the Company i.e. www.vtmll.com


Place: Kappalur, Madurai
Date: 07.02.2024

For VTM Limited
T Kannan
Chairman & Managing Director

<p> Imagicaaworld Entertainment Limited CIN: L19249MH0110PLC119925 Registered Office : 3/031, Sangdewadi, Khopoli-Pali Road, Taluka: Khalapur, District: Raigad, Pin-410 203 Website : www.imagicaaworld.com, email : comppliance@imagicaaworld.com</p>				
<p>EXTRACT OF UNAUDITED CONSOLIDATED FINANCIAL RESULTS FOR THE QUARTER AND NINE MONTHS ENDED DECEMBER 31, 2023</p>				
(Rs. in Lakhs except EPS Data)				
Sr. No.	Particulars	CONSOLIDATED		
		For the quarter ended 31.12.2023 (Unaudited)	For the nine months ended 31.12.2023 (Unaudited)	For the quarter ended 31.12.2022 (Unaudited)
1	Total Income from operations	6,755.66	20,338.47	7,200.79
2	Net Profit / (Loss) for the period (before Tax, Exceptional and/or Extraordinary Items)	1,272.07	2,870.44	698.68
3	Net Profit / (Loss) for the period before Tax (after Exceptional and/or Extraordinary Items)	724.67	54,331.79	698.68
4	Net Profit / (Loss) for the period after Tax (after Exceptional and/or Extraordinary Items)	431.94	53,609.39	698.68
5	Total Comprehensive Income for the period (Comprising Profit / (Loss) for the period (after tax) and other Comprehensive Income (after tax))	439.76	53,598.72	709.82
6	Equity Share Capital	48,190.01	48,190.01	41,119.26
7	Reserves (excluding revaluation reserves as shown in the balance sheet of previous year)	-	30,732.08	-
8	Earning per share (of Rs. 10 each) (for continuing and discontinued operations) - Basic: Diluted:	0.09 0.09	11.46 10.94	0.22 0.22
(Rs. in Lakhs except EPS Data)				
Sr. No.	Particulars	STANDALONE		
		For the quarter ended 31.12.2023 (Unaudited)	For the nine months ended 31.12.2023 (Unaudited)	For the quarter ended 31.12.2022 (Unaudited)
1	Total Income from operations	6,755.66	20,338.47	7,200.79
2	Net Profit / (Loss) for the period before Tax (after Exceptional and/or Extraordinary Items)	724.63	54,331.65	704.72
3	Net Profit / (Loss) for the period after Tax (after Exceptional and/or Extraordinary Items)	431.90	53,609.25	704.72
Notes:				
a) The above results have been reviewed by the Audit Committee and approved by the Board of Directors at their respective meetings held on February 8, 2024.				
b) The above is an extract of the detailed format of Unaudited Financial Results for the quarter and nine months ended December 31, 2023 filed with the Stock Exchanges under Regulation 33 of the SEBI (Listing Obligations and Disclosure Requirements) Regulations, 2015. The full format of Standalone and Consolidated Unaudited Financial Results for the quarter and nine months ended December 31, 2023 are available on the Stock Exchange websites, www.nseindia.com and www.bseindia.com and on the Company's website www.imagicaaworld.com.				
c) The figures for the previous periods have been regrouped/rearranged wherever necessary to confirm current period's classification.				
For and on behalf of the Board of Directors Sd/- Rajesh Malpani Chairman				
Place:Pune Date: February 8, 2024				

<p> THE RAMCO CEMENTS LIMITED Regd. Office: "Ramamandiram", Rajapalayam - 626 117 Corporate Office: 98-A, Dr.Radhakrishnan Salai, Chennai 600 004. CIN : L26941TN1957PLC003566; E-mail : ksn@ramcocements.co.in</p>								
<p>EXTRACT OF CONSOLIDATED UN-AUDITED STATEMENT OF PROFIT AND LOSS FOR THE QUARTER AND NINE MONTHS ENDED 31ST DECEMBER 2023</p>								
Rs. in Crores								
S. No.	Particulars	Quarter Ended			Nine Months Ended			Year Ended
		Un-Audited 31-12-2023	Un-Audited 30-09-2023	Un-Audited 31-12-2022	Un-Audited 31-12-2023	Un-Audited 31-12-2022	Un-Audited 31-03-2023	
1	Total Income	2,117.39	2,352.09	2,020.37	6,723.43	5,606.62	8,190.19	
2	Net Profit for the period before Tax	121.41	137.83	94.76	366.89	267.36	471.98	
3	Net Profit for the period after Tax attributable to - Equity shareholders of the Parent - Non-Controlling Interest	84.48	72.02	51.56	230.91	163.66	314.52	
	Total	(2.91)	(0.02)	(0.35)	(2.98)	0.49	0.23	
4	Total Comprehensive Income for the period after tax - Equity shareholders of the Parent - Non-Controlling Interest	81.57	72.00	51.21	227.93	164.15	314.75	
5	Paid up Equity Share Capital	83.75	143.28	52.62	302.82	167.79	313.43	
6	Other Equity	(2.91)	0.04	(0.36)	(2.92)	0.50	0.23	
7	Securities Premium Account	80.84	143.32	52.26	299.90	168.29	313.66	
8	Net worth	23.63	23.63	23.63	23.63	23.63	23.63	
9	Paid up Debt Capital	7,092.94	6,691.79	6,837.43	6,691.79	6,837.43	6,837.43	
10	Capital Redemption Reserve	50.59	50.59	50.59	50.59	50.59	50.59	
11	Debenture Redemption Reserve	7,120.85	6,722.69	6,888.06	6,722.69	6,888.06	6,888.06	
12	Debt-Equity Ratio (in multiples)	5,063.37	4,662.47	4,487.42	4,662.47	4,487.42	4,487.42	
13	Debt Service Coverage Ratio (in multiples)	1.63	1.63	1.63	1.63	1.63	1.63	
14	Interest Service Coverage Ratio (in multiples)	0.71	0.69	0.65	0.71	0.69	0.65	
15	Earnings Per share of Re-1/- each (Rs.p) (Not Annualized)	1.70	1.33	1.31	1.70	1.33	1.31	
	Basic: Diluted:	1.80 1.75	1.33 1.31	1.31 1.26	1.80 1.75	1.33 1.31	1.31 1.26	
	Basic: Diluted:	3.70 3.70	3.15 3.15	2.26 2.26	10.12 10.12	7.16 7.16	13.76 13.76	
Notes:								
1. The above is an extract of the detailed format of Quarter and Nine Months Ended Un-audited Statement of Profit and Loss that has been filed with Stock Exchanges under Regulation 52 of the SEBI (Listing Obligations and Disclosure Requirements) Regulations, 2015. The full format of the Quarter and Nine Months Ended Un-audited Statement of Profit and Loss are available on the Bombay Stock Exchange website www.bseindia.com, the National Stock Exchange website www.nseindia.com and on the Company's website www.ramcocements.in								
2. For the other line items referred in regulation 52(4), 54(2) & (3) of Securities and Exchange Board of India (Listing Obligations and Disclosure Requirements) Regulations, 2015, pertinent disclosures have been made to the stock exchanges and can be accessed on the websites of the stock exchanges viz. www.bseindia.com and www.nseindia.com and that of the Company's website www.ramcocements.in								
3. The above un-audited results were reviewed by the Audit Committee and approved by the Board of Directors at their Meetings held on 08-02-2024. The Statutory Auditors have carried out a Limited Review of the above results.								
4. Key Standalone financial information								
Particulars		Quarter Ended			Nine Months Ended			Year Ended
		Un-Audited 31-12-2023	Un-Audited 30-09-2023	Un-Audited 31-12-2022	Un-Audited 31-12-2023	Un-Audited 31-12-2022	Un-Audited 31-03-2023	
Total Income		2,113.10	2,342.79	2,018.09	6,704.87	5,590.68	8,171.97	
Net Profit before tax		134.97	138.16	97.24	381.20	266.96	473.69	
Net Profit after tax		93.38	101.30	67.39	273.59	191.13	343.54	
5. The previous period figures have been re-grouped/re-stated wherever necessary								
For THE RAMCO CEMENTS LIMITED M.F. FAROOQUI CHAIRMAN								
Chennai 08-02-2024								

<p> KILBURN ENGINEERING LTD. Regd. Office : Four Mangoe Lane, Surendra Mohan Ghosh Sarani, Kolkata - 700 001 CIN: L24232WB1987PLC042956, Tel No: 033 22313337, Fax No: 033-22314768, Website: www.kilburnengg.com</p>							
<p>EXTRACT OF UNAUDITED FINANCIAL RESULTS FOR THE NINE MONTHS ENDED 31 DECEMBER 2023</p>							
(₹ in Lakhs)							
Sr. No.	PARTICULARS	QUARTER ENDED (UNAUDITED)	QUARTER ENDED (UNAUDITED)	QUARTER ENDED (UNAUDITED)	NINE MONTHS ENDED (UNAUDITED)	NINE MONTHS ENDED (UNAUDITED)	YEAR ENDED (AUDITED)
		31.12.2023	30.09.2023	31.12.2022	31.12.2023	31.12.2022	31.03.2023
1	Total Income	7,360	6,943	5,798	21,036	16,497	23,619
2	Profit / (Loss) before Tax	1,482	1,422	1,058	3,852	2,540	3,877
3	Net Profit / (Loss) after Tax	1,031	1,003	750	2,743	1,780	3,014
4	Total Comprehensive Income / (Loss) for the period (Comprising Profit / (Loss) for the period (after tax))	880	1,104	866	2,853	1,838	2,823
5	Paid up equity share capital (Face Value ₹ 10 each)	3,757	3,757	3,581	3,757	3,581	3,581
6	Earnings Per Share (EPS) (in ₹) Basic and Diluted EPS (in ₹)	2.76	2.70	2.17	7.38	5.16	8.66
NOTES:							
1. The above is an extract of the detailed format of Financial Results for nine months ended 31 December 2023 filed with the Stock Exchanges under Regulation 33 of the SEBI (Listing and Other Disclosure Requirements) Regulations, 2015. The full format of the Unaudited Financial Results is available on the Stock Exchange websites and on the Company's website www.kilburnengg.com.							
2. The financial results have been prepared in accordance with Ind AS, notified under section 133 of the Companies Act, 2013 read with the relevant rules issued thereunder and other accounting principles generally accepted in India. The results were reviewed by the Audit Committee and approved and taken on record by the Board of Directors of the Company at their respective meetings held on 8th February 2024. Limited review as required under regulation 33 of the SEBI (Listing Obligations & Disclosure Requirements) Regulation 2015 has been carried out by the statutory auditors of the Company.							
By Order of the Board (Ranjit Lala) Managing Director DIN 07266678							
Date : 8th February, 2024 Place : Kolkata							

<p> CENTUM ELECTRONICS LIMITED Corporate Identity Number (CIN): L85110KA1993PLC013689 Regd. Office: No. 44, KHB Industrial Area, Yelahanka New Town, Bengaluru - 560 106 Phone: +91-80-41436000 Fax: +91-80-41436005 Email: investors@centumelectronics.com Website : www.centumelectronics.com</p>					
<p>Extract of the Unaudited Consolidated Financial Results for the Third Quarter and Nine Months ended 31st December, 2023</p>					
(₹ in Million)					
Sl. No.	Particulars	Quarter ended 31-12-2023 (Unaudited)	Nine Months ended 31-12-2023 (Unaudited)	Quarter ended 31-12-2022 (Unaudited)	Year ended 31-03-2023 (Audited)
		31-12-2023 (Unaudited)	31-12-2023 (Unaudited)	31-12-2022 (Unaudited)	31-03-2023 (Audited)
1	Total Income from Operations	2,981.95	7,939.27	1,971.14	9,229.69
2	Net Profit / (Loss) for the period (before Tax, Exceptional and/or Extraordinary Items)	107.23	126.13	(101.98)	121.36
3	Net Profit / (Loss) for the period before tax (after Exceptional and/or Extraordinary Items)	107.23	126.13	(101.98)	121.36
4	Net Profit / (Loss) for the period after tax (after Exceptional and/or Extraordinary Items)	72.48	41.40	(96.68)	66.94
5	Total Comprehensive Income for the period (Comprising Profit / (Loss) for the period (after tax) and Other Comprehensive Income (after tax))	59.86	54.21	(123.73)	74.00
6	Equity Share Capital (Face value of Rs. 10 per share)	128.88	128.88	128.85	128.85
7	Reserves (excluding Revaluation Reserve) as shown in the Audited Balance Sheet of the previous year	-	-	-	1,978.32
8	Earnings Per Share (of Rs. 10/- each) (a) Basic : (b) Diluted:	5.85 5.88	5.56 5.59	(5.92) (5.92)	7.62 7.55
Notes:					
1. Brief of unaudited Standalone Financial Results for the Third quarter and Nine Months ended 31 st December, 2023 is as follows:					
Particulars		Quarter ended 31-12-2023 (Unaudited)	Nine Months ended 31-12-2023 (Unaudited)	Quarter ended 31-12-2022 (Unaudited)	Year ended 31-03-2023 (Audited)
Total Income from Operations		1,762.96	4,643.42	1,028.00	5,005.54
Net Profit / (Loss) for the period before tax		145.80	371.11	(103.53)	263.78
Net Profit / (Loss) for the period after tax		108.40	275.44	(9.36)	193.99
Total Comprehensive Income for the period (after tax) and Other Comprehensive Income (after tax)		109.83	279.50	(8.68)	199.50
2. The unaudited Standalone and Consolidated financial results have been reviewed by the Audit Committee in their Meeting held on 6 th February, 2024 and approved by the Board of Directors of the Company at their Meeting held on 7 th February, 2024.					
3. The above is an extract of the detailed format of unaudited Standalone and Consolidated Financial Results filed with the Stock Exchanges under Regulation 33 of the SEBI (Listing Obligations and Disclosure Requirements) Regulations, 2015. The full format for the third quarter and nine months ended 31 st December 2023 results are available on the websites of the stock exchanges www.nseindia.com, www.bseindia.com and on the Company's website www.centumelectronics.com.					
For CENTUM ELECTRONICS LIMITED Sd/- Apparao V Mallavarapu Chairman & Managing Director					
Place : Bengaluru Date : February 7, 2024					

 <p>KANPUR PLASTIPACK LTD Providing Solutions for Industrial Bulk Packaging CIN : L25209UP971PLC003444</p>		Regd. Office : D-19-20, Panki, Industrial Area, Kanpur - 208022 Ph: +91 512 269113-6; Fax: +91 512 269117; Email: secretary@kanplas.com ; website: www.kanplas.com		
EXTRACT OF THE CONSOLIDATED UNAUDITED FINANCIAL RESULTS FOR THE QUARTER / PERIOD ENDED 31ST DECEMBER, 2023				
(₹ in Lacs)				
SL. NO.	PARTICULARS	Quarter Ended 31.12.2023 Unaudited	Quarter Ended 31.12.2022 Unaudited	Nine Months Ended 31.12.2023 Unaudited
1	Total Income from Operations (net)	12,596.04	9,559.49	35,064.31
2	Net Profit from Ordinary Activities before Tax	(87.55)	(415.05)	(216.27)
3	Net Profit from Ordinary Activities after Tax	(675.90)	(452.04)	(244.85)
4	Net Profit for the period after Tax (after Extraordinary Items)	(675.90)	(452.04)	(244.85)
5	Total Comprehensive Income for the period	(677.09)	(446.63)	(247.68)
6	Equity Share Capital	2,147.38	2,147.38	2,147.38
7	Earning per Share (before / after extraordinary items) (₹ 10/- each) (not annualised)			
	Basic-	(3.15)	(2.11)	(1.14)
	Diluted-	(3.15)	(2.11)	(1.14)
Key Standalone Financial Information for the above mentioned periods				
1	Total Income from operations (net)	12,498.76	9,555.64	34,887.63
2	Profit Before Tax	(817.46)	(410.53)	(196.70)
3	Profit After Tax	(674.01)	(447.52)	(223.48)
Notes: 1. The above results of the Company were reviewed by the Audit Committee and approved by the Board of Directors at their respective meeting held on 08.02.2024 which were audited by the Statutory Auditors of the Company. 2. The figures of previous period/year have been re-grouped/ re-arranged and/or recast wherever found necessary. For and on behalf of the Board of Directors Sd/- (Manoj Agarwal) Chairman cum Managing Director Place : Kanpur Dated : 08.02.2024				

Balmer Lawrie & Co. Ltd.
(A Government of India Enterprise)
Regd. Office: 21, N. S. Road, Kolkata - 700 001
Phone: 033 - 2225290, e-mail: sharma.bhaskar@balmerlawrie.com
CIN : L1540WB1924GG004835. Website: www.balmerlawrie.com

TENDER NOTICE FOR LABOUR LAW COMPLIANCE AUDIT
Balmer Lawrie invites online bids from experienced bidders for Labour Law Compliance Audit. Interested bidders to download tender form from above website. Last date for submission is 29.02.2024. Any amendment / corrigendum to be hosted on the Company's website.

Alliance Air Aviation Ltd.
(A Wholly Owned Subsidiary of AI AHL)

NOTICE INVITING TENDER
Name of the Tender: Renewal of Aviation Insurance Policies for 2024-25 for Alliance Air Aviation Limited (AAL).

Tender Reference Number: MMA/VINS/2024-25/1

Tender Date: 08th February 2024 at 14.00 Hrs

Tender Closing Date: 29th February 2024 at 15.00 Hrs


Technical Bid Opening Date: 29th February 2024 at 16.30 Hrs


Availability of Tender Document: The Tender can be downloaded from the website www.allianceair.in


VTM LIMITED Regd. Office: Sulakarai, Virudhunagar CIN L171111N1946PLC003270. www.vtmll.com Statement of Unaudited Financial Results for the quarter and nine months ended December 31, 2023							
Sl. No.	Particulars	Quarter ended October 31, 2023 (Unaudited)	Quarter ended September 30, 2023 (Unaudited)	Year to date figures September 30, 2023 (Unaudited)	Comparative Year to date figures September 30, 2022 (Unaudited)	Year to date figures October 31, 2023 (Unaudited)	Previous year ended March 31, 2023 (Audited)
1	Total Income from Operations	5,250.91	4,871.68	14,989.63	5,075.56	15,954.57	21,450.62
2	Net Profit / (Loss) for the period (before tax and exceptional items)	600.24	725.23	1,971.27	138.16	862.65	1,232.25
3	Net Profit / (Loss) for the period before tax (after exceptional items)	600.24	725.23	1,971.27	138.16	862.65	1,232.25
4	Net Profit / (Loss) for the period after tax (after exceptional items)	461.08	503.86	1,476.72	110.04	632.33	913.83
5	Other comprehensive income (net of tax)	102.91	102.76	307.64	133.66	400.49	533.88
6	Total Comprehensive Income for the period (Comprising Profit / (Loss) for the period (after tax) and Other Comprehensive Income (after tax))	564.00	606.32	1,784.36	246.70	1,032.82	1,447.51
7	Equity Share Capital	402.28	402.28	402.28	402.28	402.28	402.28
8	Reserves (including Revaluation Reserve) as shown in the Audited Balance Sheet of the previous year	NA	NA	NA	NA	NA	24,118.86
9	Earnings Per Share (of Rs. 1/- each) (for continuing and discontinued operations)						
	(a) Basic	1.15	1.25	3.67	0.28	1.57	2.27
	(b) Diluted	1.15	1.25	3.67	0.28	1.57	2.27


Notes:
 1. The above results for the quarter and nine months ended December 31, 2023, as reviewed and recommended by the Audit Committee of the Board, has been approved by the Board of Directors at its meeting held on February 7, 2024. The independent auditors have expressed an unmodified opinion in their Limited Review Report.
 2. The above is an extract of the detailed format of the unaudited financial results for the quarter and nine months ended December 31, 2023 filed with the Stock Exchange in accordance with applicable regulations of the SEBI (Listing and Obligations Disclosure Requirements) Regulations, 2015. The full format of the unaudited financial results for the quarter and nine months ended December 31, 2023 are available on the website of the BSE Limited i.e. www.bseindia.com, on the Stock Exchange where the Company's shares are listed and on the website of the Company i.e. www.vtmll.com

Place: Kappalur, Madurai
Date: 07.02.2024
For VTM Limited
T Kannan
Chairman & Managing Director

 <p>Imagicaaworld Entertainment Limited CIN: L19240MH0110PLC119925 Registered Office : 3/031, Sangdewadi, Khopoli-Pali Road, Taluka: Khalapur, District: Raigad, Pin-410 203 Website : www.imagicaaworld.com, email : complice@imagicaaworld.com</p>				
EXTRACT OF UNAUDITED CONSOLIDATED FINANCIAL RESULTS FOR THE QUARTER AND NINE MONTHS ENDED DECEMBER 31, 2023				
(Rs. in Lakhs except EPS Data)				
Sr. No.	Particulars	CONSOLIDATED		
		For the quarter ended 31.12.2023 (Unaudited)	For the nine months ended 31.12.2023 (Unaudited)	For the quarter ended 31.12.2022 (Unaudited)
1	Total Income from operations	6,755.66	20,338.47	7,200.79
2	Net Profit / (Loss) for the period (before Tax, Exceptional and/or Extraordinary Items)	1,272.07	2,870.44	698.68
3	Net Profit / (Loss) for the period before Tax (after Exceptional and/or Extraordinary Items)	724.67	54,331.79	698.68
4	Net Profit / (Loss) for the period after Tax (after Exceptional and/or Extraordinary Items)	431.94	53,609.39	698.68
5	Total Comprehensive Income for the period (Comprising Profit / (Loss) for the period (after tax) and other Comprehensive Income (after tax))	439.76	53,598.72	709.82
6	Equity Share Capital	48,190.01	48,190.01	41,119.26
7	Reserves (excluding revaluation reserves as shown in the balance sheet of previous year)	-	30,732.08	-
8	Earning per share (of Rs. 10 each) (for continuing and discontinued operations) - Basic:	0.09	11.46	0.22
	Diluted:	0.09	10.94	0.22
STANDALONE				
Sr. No.	Particulars	For the quarter ended 31.12.2023 (Unaudited)	For the nine months ended 31.12.2023 (Unaudited)	For the quarter ended 31.12.2022 (Unaudited)
1	Total Income from operations	6,755.66	20,338.47	7,200.79
2	Net Profit / (Loss) for the period before Tax (after Exceptional and/or Extraordinary Items)	724.63	54,331.65	704.72
3	Net Profit / (Loss) for the period after Tax (after Exceptional and/or Extraordinary Items)	431.90	53,609.25	704.72
Notes: a) The above results have been reviewed by the Audit Committee and approved by the Board of Directors at their respective meetings held on February 8, 2024. b) The above is an extract of the detailed format of Unaudited Financial Results for the quarter and nine months ended December 31, 2023 filed with the Stock Exchanges under Regulation 33 of the SEBI (Listing Obligations and Disclosure Requirements) Regulations, 2015. The full format of Standalone and Consolidated Unaudited Financial Results for the quarter and nine months ended December 31, 2023 are available on the Stock Exchange websites, www.nseindia.com and www.bseindia.com and on the Company's website www.imagicaaworld.com. c) The figures for the previous periods have been regrouped/rearranged wherever necessary to confirm current period's classification. For and on behalf of the Board of Directors Sd/- Rajesh Malpani Chairman Place: Pune Date: February 8, 2024				

 <p>THE RAMCO CEMENTS LIMITED Regd. Office: "Ramamandiram", Rajapalayam - 626 117 Corporate Office: 98-A, Dr.Radhakrishnan Salai, Chennai 600 004. CIN : L26941TN1957PLC003566; E-mail : ksn@ramcocements.co.in</p>								
EXTRACT OF CONSOLIDATED UN-AUDITED STATEMENT OF PROFIT AND LOSS FOR THE QUARTER AND NINE MONTHS ENDED 31ST DECEMBER 2023								
Rs. in Crores								
S. No.	Particulars	Quarter Ended			Nine Months Ended			Year Ended
		Un-Audited 31-12-2023	Un-Audited 30-09-2023	Un-Audited 31-12-2022	Un-Audited 31-12-2023	Un-Audited 31-12-2022	Un-Audited 31-03-2023	
1	Total Income	2,117.39	2,352.09	2,020.37	6,723.43	5,606.62	8,190.19	
2	Net Profit for the period before Tax	121.41	137.83	94.76	366.89	267.36	471.98	
3	Net Profit for the period after Tax attributable to - Equity shareholders of the Parent	84.48	72.02	51.56	230.91	163.66	314.52	
	- Non-Controlling Interest	(2.91)	(0.02)	(0.35)	(2.98)	0.49	0.23	
	Total	81.57	72.00	51.21	227.93	164.15	314.75	
4	Total Comprehensive Income for the period after tax	83.75	144.28	52.62	302.82	167.79	313.43	
	- Equity shareholders of the Parent	(2.91)	0.04	(0.36)	(2.92)	0.50	0.23	
	- Non-Controlling Interest	80.84	143.32	52.26	299.90	168.29	313.66	
5	Paid up Equity Share Capital	23.63	23.63	23.63	23.63	23.63	23.63	
6	Other Equity				7,092.94	6,691.79	6,837.43	
7	Securities Premium Account				50.59	50.59	50.59	
8	Net worth				7,120.85	6,722.69	6,888.06	
9	Paid up Debt Capital				5,063.37	4,662.47	4,487.42	
10	Capital Redemption Reserve				1.63	1.63	1.63	
11	Debenture Redemption Reserve				0.71	0.69	0.65	
12	Debt-Equity Ratio (in multiples)				1.70	1.33	1.31	
13	Debt Service Coverage Ratio (in multiples)				1.80	1.75	2.06	
14	Interest Service Coverage Ratio (in multiples)							
15	Earnings Per share of Re-1/- each (Rs.p) (Not Annualized)							
	Basic:	3.70	3.15	2.26	10.12	7.16	13.76	
	Diluted:	3.70	3.15	2.26	10.12	7.16	13.76	
Notes: 1. The above is an extract of the detailed format of Quarter and Nine Months Ended Un-audited Statement of Profit and Loss that has been filed with Stock Exchanges under Regulation 52 of the SEBI (Listing Obligations and Disclosure Requirements) Regulations, 2015. The full format of the Quarter and Nine Months Ended Un-audited Statement of Profit and Loss are available on the Bombay Stock Exchange website www.bseindia.com , the National Stock Exchange website www.nseindia.com and on the Company's website www.ramcocements.in 2. For the other line items referred in regulation 52(4), 54(2) & (3) of Securities and Exchange Board of India (Listing Obligations and Disclosure Requirements) Regulations, 2015, pertinent disclosures have been made to the stock exchanges and can be accessed on the websites of the stock exchanges viz. www.bseindia.com and www.nseindia.com and that of the Company's website www.ramcocements.in 3. The above un-audited results were reviewed by the Audit Committee and approved by the Board of Directors at their Meetings held on 08-02-2024. The Statutory Auditors have carried out a Limited Review of the above results. 4. Key Standalone financial information								
Particulars		Quarter Ended			Nine Months Ended			Year Ended
		Un-Audited 31-12-2023	Un-Audited 30-09-2023	Un-Audited 31-12-2022	Un-Audited 31-12-2023	Un-Audited 31-12-2022	Un-Audited 31-03-2023	
Total Income		2,113.10	2,342.79	2,018.09	6,704.87	5,590.68	8,171.97	
Net Profit before tax		134.97	138.16	97.24	381.20	266.96	473.69	
Net Profit after tax		93.38	101.30	67.39	273.59	191.13	343.54	
5. The previous period figures have been re-grouped/re-stated wherever necessary For THE RAMCO CEMENTS LIMITED M.F. FAROOQUI CHAIRMAN Chennai 08-02-2024								

 <p>KILBURN ENGINEERING LTD. Regd. Office : Four Mangoe Lane, Surendra Mohan Ghosh Sarani, Kolkata - 700 001 CIN: L24232WB1987PLC042956, Tel No: 033 22313337, Fax No: 033-22314768, Website: www.kilburnengg.com</p>							
EXTRACT OF UNAUDITED FINANCIAL RESULTS FOR THE NINE MONTHS ENDED 31 DECEMBER 2023							
(₹ in Lakhs)							
Sr. No.	PARTICULARS	QUARTER ENDED (UNAUDITED) 31.12.2023	QUARTER ENDED (UNAUDITED) 30.09.2023	QUARTER ENDED (UNAUDITED) 31.12.2022	NINE MONTHS ENDED (UNAUDITED) 31.12.2023	NINE MONTHS ENDED (UNAUDITED) 31.12.2022	YEAR ENDED (AUDITED) 31.03.2023
1	Total Income	7,360	6,943	5,798	21,036	16,497	23,619
2	Profit / (Loss) before Tax	1,482	1,422	1,058	3,852	2,540	3,877
3	Net Profit / (Loss) after Tax	1,031	1,003	750	2,743	1,780	3,014
4	Total Comprehensive Income / (Loss) for the period (Comprising Profit / (Loss) for the period (after tax))	880	1,104	866	2,853	1,838	2,823
5	Paid up equity share capital (Face Value ₹ 10 each)	3,757	3,757	3,581	3,757	3,581	3,581
6	Earnings Per Share (EPS) (in ₹) Basic and Diluted EPS (in ₹)	2.76	2.70	2.17	7.38	5.16	8.66
NOTES: 1. The above is an extract of the detailed format of Financial Results for nine months ended 31 December 2023 filed with the Stock Exchanges under Regulation 33 of the SEBI (Listing and Other Disclosure Requirements) Regulations, 2015. The full format of the Unaudited Financial Results is available on the Stock Exchange websites and on the Company's website www.kilburnengg.com . 2. The financial results have been prepared in accordance with Ind AS, notified under section 133 of the Companies Act, 2013 read with the relevant rules issued thereunder and other accounting principles generally accepted in India. The results were reviewed by the Audit Committee and approved and taken on record by the Board of Directors of the Company at their respective meetings held on 8th February 2024. Limited review as required under regulation 33 of the SEBI (Listing Obligations & Disclosure Requirements) Regulation 2015 has been carried out by the statutory auditors of the Company. By Order of the Board (Ranjit Lala) Managing Director DIN 07266678 Date : 8th February, 2024 Place : Kolkata							

 <p>CENTUM ELECTRONICS LIMITED Corporate Identity Number (CIN): L85110KA1993PLC013869 Regd. Office: No. 44, KHB Industrial Area, Yelahanka New Town, Bengaluru - 560 106 Phone: +91-80-41436000 Fax: +91-80-41436005 Email: investors@centumelectronics.com Website : www.centumelectronics.com</p>					
Extract of the Unaudited Consolidated Financial Results for the Third Quarter and Nine Months ended 31st December, 2023					
(₹ in Million)					
Sl. No.	Particulars	Quarter ended 31-12-2023 (Unaudited)	Nine Months ended 31-12-2023 (Unaudited)	Quarter ended 31-12-2022 (Unaudited)	Year ended 31-03-2023 (Audited)
1	Total Income from Operations	2,981.95	7,939.27	1,971.14	9,229.69
2	Net Profit / (Loss) for the period (before Tax, Exceptional and/or Extraordinary Items)	107.23	126.13	(101.98)	121.36
3	Net Profit / (Loss) for the period before tax (after Exceptional and/or Extraordinary Items)	107.23	126.13	(101.98)	121.36
4	Net Profit / (Loss) for the period after tax (after Exceptional and/or Extraordinary Items)			(96.68)	66.94
5	Total Comprehensive Income for the period (Comprising Profit / (Loss) for the period (after tax) and Other Comprehensive Income (after tax))	59.86	54.21	(123.73)	74.00
6	Equity Share Capital (Face value of Rs. 10 per share)	128.88	128.88	128.85	128.85
7	Reserves (excluding Revaluation Reserve) as shown in the Audited Balance Sheet of the previous year				1,978.32
8	Earnings Per Share (of Rs. 10/- each) (a) Basic : (b) Diluted :	5.85 (5.88)	5.56 (5.49)	(5.92) (5.92)	7.62 (7.55)
Notes: 1. Brief of unaudited Standalone Financial Results for the Third quarter and Nine Months ended 31 st December, 2023 is as follows:					
Particulars		Quarter ended 31-12-2023 (Unaudited)	Nine Months ended 31-12-2023 (Unaudited)	Quarter ended 31-12-2022 (Unaudited)	Year ended 31-03-2023 (Audited)
Total Income from Operations		1,762.96	4,643.42	1,028.00	5,005.54
Net Profit / (Loss) for the period before tax		145.80	371.11	(103.53)	263.78
Net Profit / (Loss) for the period after tax		108.40	275.44	(9.36)	193.99
Total Comprehensive Income for the period (after tax) and Other Comprehensive Income (after tax)		109.83	279.50	(8.68)	199.50
2. The unaudited Standalone and Consolidated financial results have been reviewed by the Audit Committee in their Meeting held on 6 th February, 2024 and approved by the Board of Directors of the Company at their Meeting held on 7 th February, 2024. 3. The above is an extract of the detailed format of unaudited Standalone and Consolidated Financial Results filed with the Stock Exchanges under Regulation 33 of the SEBI (Listing Obligations and Disclosure Requirements) Regulations, 2015. The full format for the third quarter and nine months ended 31 st December 2023 results are available on the websites of the stock exchanges www.nseindia.com , www.bseindia.com and on the Company's website www.centumelectronics.com . For CENTUM ELECTRONICS LIMITED Sd/- Apparao V Mallavarapu Chairman & Managing Director Place : Bengaluru Date : February 7, 2024					

 <p>KANPUR PLASTIPACK LTD Providing Solutions for Industrial Bulk Packaging CIN : L25209UP971PLC003444</p>		Regd. Office : D-19-20, Panki, Industrial Area, Kanpur - 208022 Ph: +91 512 269113-6; Fax: +91 512 269117; Email: secretary@kanplas.com ; website: www.kanplas.com		
EXTRACT OF THE CONSOLIDATED UNAUDITED FINANCIAL RESULTS FOR THE QUARTER / PERIOD ENDED 31ST DECEMBER, 2023				
(₹ in Lacs)				
SL. NO.	PARTICULARS	Quarter Ended 31.12.2023 Unaudited	Quarter Ended 31.12.2022 Unaudited	Nine Months Ended 31.12.2023 Unaudited
1	Total Income from Operations (net)	12,596.04	9,559.49	35,064.31
2	Net Profit from Ordinary Activities before Tax	(87.55)	(415.05)	(216.27)
3	Net Profit from Ordinary Activities after Tax	(675.90)	(452.04)	(244.85)
4	Net Profit for the period after Tax (after Extraordinary Items)	(675.90)	(452.04)	(244.85)
5	Total Comprehensive Income for the period	(677.09)	(446.63)	(247.68)
6	Equity Share Capital	2,147.38	2,147.38	2,147.38
7	Earning per Share (before / after extraordinary items) (₹ of 10/- each) (not annualised)			
	Basic-	(3.15)	(2.11)	(1.14)
	Diluted-	(3.15)	(2.11)	(1.14)
Key Standalone Financial Information for the above mentioned periods				
1	Total Income from operations (net)	12,498.76	9,555.64	34,887.63
2	Profit Before Tax	(817.46)	(410.53)	(196.70)
3	Profit After Tax	(674.01)	(447.52)	(223.48)
Notes: 1. The above results of the Company were reviewed by the Audit Committee and approved by the Board of Directors at their respective meeting held on 08.02.2024 which were audited by the Statutory Auditors of the Company. 2. The figures of previous period/year have been re-grouped/ re-arranged and/or recast wherever found necessary. For and on behalf of the Board of Directors Sd/- (Manoj Agarwal) Chairman cum Managing Director Place: Kanpur Dated: 08.02.2024				

Balmer Lawrie & Co. Ltd.
(A Government of India Enterprise)
Regd. Office: 21, N. Road, Kolkata - 700 001
Phone: 033 - 2225290, e-mail: sharma.bhaskar@balmerlawrie.com
CIN : L1540WB1924GG004835. Website: www.balmerlawrie.com

TENDER NOTICE FOR LABOUR LAW COMPLIANCE AUDIT
Balmer Lawrie invites online bids from experienced bidders for Labour Law Compliance Audit. Interested bidders to download tender from above website. Last date for submission is 29.02.2024. Any amendment / corrigendum to be hosted on the Company's website.

Alliance Air Aviation Ltd.
(A Wholly Owned Subsidiary of AI AHL)

NOTICE INVITING TENDER
Name of the Tender: Renewal of Aviation Insurance Policies for 2024-25 for Alliance Air Aviation Limited (AAL).


Tender Reference Number: MMA/VINS/2024-25/1

Tender Date: 08th February 2024 at 14.00 Hrs

Tender Closing Date: 29th February 2024 at 15.00 Hrs


Technical Bid Opening Date: 29th February 2024 at 16.30 Hrs


Availability of Tender Document: The Tender can be downloaded from the website www.allianceair.in

 <p>VTM LIMITED Regd. Office: Sulakarai, Virudhunagar CIN L171111N1946PLC003270. www.vtmll.com Statement of Unaudited Financial Results for the quarter and nine months ended December 31, 2023</p>							
Sl. No.	Particulars	Quarter ended October 31, 2023 (Unaudited)	Quarter ended September 30, 2023 (Unaudited)	Year to date upto September 30, 2023 (Unaudited)	Comparative Year to date upto September 30, 2022 (Unaudited)	Year to date upto October 31, 2023 (Unaudited)	Previous year ended upto 30.09.2022 (Audited)
1	Total Income from Operations	5,250.91	4,871.68	14,989.63	5,075.56	15,954.57	21,450.62
2	Net Profit / (Loss) for the period (before tax and exceptional items)	600.24	725.23	1,971.27	138.16	862.65	1,232.25
3	Net Profit / (Loss) for the period before tax (after exceptional items)	600.24	725.23	1,971.27	138.16	862.65	1,232.25
4	Net Profit / (Loss) for the period after tax (after exceptional items)	461.08	503.86	1,476.72	110.04	632.33	913.83
5	Other comprehensive income (net of tax)	102.91	102.76	307.64	133.66	400.49	533.88
6	Total Comprehensive Income for the period (Comprising Profit / (Loss) for the period (after tax) and Other Comprehensive Income (after tax))	564.00	606.32	1,784.36	246.70	1,032.82	1,447.51
7	Equity Share Capital	402.28	402.28	402.28	402.28	402.28	402.28
8	Reserves (including Revaluation Reserve) as shown in the Audited Balance Sheet of the previous year	NA	NA	NA	NA	NA	24,118.86
9	Earnings Per Share (of Rs. 1/- each) (for continuing and discontinued operations)						
	a. Basic	1.15	1.25	3.67	0.28	1.57	2.27
	b. Diluted	1.15	1.25	3.67	0.28	1.57	2.27

Notes:
1. The above results for the quarter and nine months ended December 31, 2023, as reviewed and recommended by the Audit Committee of the Board, has been approved by the Board of Directors at its meeting held on February 7, 2024. The independent auditors have expressed an unmodified opinion in their Limited Review Report.
2. The above is an extract of the detailed format of the unaudited financial results for the quarter and nine months ended December 31, 2023 filed with the Stock Exchange in accordance with applicable regulations of the SEBI (Listing and Obligations Disclosure Requirements) Regulations, 2015. The full format of the unaudited financial results for the quarter and nine months ended December 31, 2023 are available on the website of the BSE Limited i.e. www.bseindia.com, on the Stock Exchange where the Company's shares are listed and on the website of the Company i.e. www.vtmll.com

Place: Kappalur, Madurai
Date: 07.02.2024
For VTM Limited
T Kannan
Chairman & Managing Director

 <p>Imagicaaworld Entertainment Limited CIN: L92490MH0110PLC19925 Registered Office : 3/031, Sangdewadi, Khopoli-Pali Road, Taluka: Khalapur, District: Raigad, Pin-410 203 Website : www.imagicaaworld.com, email : comp@imagicaaworld.com</p>				
EXTRACT OF UNAUDITED CONSOLIDATED FINANCIAL RESULTS FOR THE QUARTER AND NINE MONTHS ENDED DECEMBER 31, 2023				
(Rs. in Lakhs except EPS Data)				
Sr. No.	Particulars	CONSOLIDATED		
		For the quarter ended 31.12.2023 (Unaudited)	For the nine months ended 31.12.2023 (Unaudited)	For the quarter ended 31.12.2022 (Unaudited)
1	Total Income from operations	6,755.66	20,338.47	7,200.79
2	Net Profit / (Loss) for the period (before Tax, Exceptional and/or Extraordinary Items)	1,272.07	2,870.44	698.68
3	Net Profit / (Loss) for the period before Tax (after Exceptional and/or Extraordinary Items)	724.67	54,331.79	698.68
4	Net Profit / (Loss) for the period after Tax (after Exceptional and/or Extraordinary Items)	431.94	53,609.39	698.68
5	Total Comprehensive Income for the period (Comprising Profit / (Loss) for the period (after tax) and other Comprehensive Income (after tax))	439.76	53,598.72	709.82
6	Equity Share Capital	48,190.01	48,190.01	41,119.26
7	Reserves (excluding revaluation reserves as shown in the balance sheet of previous year)	-	30,732.08	-
8	Earning per share (of Rs. 10 each) (for continuing and discontinued operations) - Basic:	0.09	11.46	0.22
	Diluted:	0.09	10.94	0.22
STANDALONE				
Sr. No.	Particulars	For the quarter ended 31.12.2023 (Unaudited)	For the nine months ended 31.12.2023 (Unaudited)	For the quarter ended 31.12.2022 (Unaudited)
		(Unaudited)	(Unaudited)	(Unaudited)
1	Total Income from operations	6,755.66	20,338.47	7,200.79
2	Net Profit / (Loss) for the period before Tax (after Exceptional and/or Extraordinary Items)	724.63	54,331.65	704.72
3	Net Profit / (Loss) for the period after Tax (after Exceptional and/or Extraordinary Items)	431.90	53,609.25	704.72
Notes: a) The above results have been reviewed by the Audit Committee and approved by the Board of Directors at their respective meetings held on February 8, 2024. b) The above is an extract of the detailed format of Unaudited Financial Results for the quarter and nine months ended December 31, 2023 filed with the Stock Exchanges under Regulation 33 of the SEBI (Listing Obligations and Disclosure Requirements) Regulations, 2015. The full format of Standalone and Consolidated Unaudited Financial Results for the quarter and nine months ended December 31, 2023 are available on the Stock Exchange websites, www.nseindia.com and www.bseindia.com and on the Company's website www.imagicaaworld.com. c) The figures for the previous periods have been regrouped/rearranged wherever necessary to confirm current period's classification. For and on behalf of the Board of Directors Sd/- Rajesh Malpani Chairman Place: Pune Date: February 8, 2024				

 <p>THE RAMCO CEMENTS LIMITED Regd. Office: "Ramamandiram", Rajapalayam - 626 117 Corporate Office: 98-A, Dr.Radhakrishnan Salai, Chennai 600 004. CIN : L26941TN1957PLC003566; E-mail : ksn@ramcocements.co.in</p>								
EXTRACT OF CONSOLIDATED UN-AUDITED STATEMENT OF PROFIT AND LOSS FOR THE QUARTER AND NINE MONTHS ENDED 31ST DECEMBER 2023								
Rs. in Crores								
S. No.	Particulars	Quarter Ended			Nine Months Ended			Year Ended
		Un-Audited 31-12-2023	Un-Audited 30-09-2023	Un-Audited 31-12-2022	Un-Audited 31-12-2023	Un-Audited 31-12-2022	Un-Audited 31-03-2023	
1	Total Income	2,117.39	2,352.09	2,020.37	6,723.43	5,606.62	8,190.19	
2	Net Profit for the period before Tax	121.41	137.83	94.76	366.89	267.36	471.98	
3	Net Profit for the period after Tax attributable to - Equity shareholders of the Parent - Non-Controlling Interest	84.48	72.02	51.56	230.91	163.66	314.52	
	Total	(2.91)	(0.02)	(0.35)	(2.98)	0.49	0.23	
4	Total Comprehensive Income for the period after tax - Equity shareholders of the Parent - Non-Controlling Interest	81.57	72.00	51.21	227.93	164.15	314.75	
5	Paid up Equity Share Capital	83.75	143.28	52.62	302.82	167.79	313.43	
6	Other Equity	(2.91)	0.04	(0.36)	(2.92)	0.50	0.23	
7	Securities Premium Account	80.84	143.32	52.26	299.90	168.29	313.66	
8	Net worth	23.63	23.63	23.63	23.63	23.63	23.63	
9	Paid up Debt Capital	7,092.94	6,691.79	6,837.43	6,691.79	6,837.43	6,837.43	
10	Capital Redemption Reserve	50.59	50.59	50.59	50.59	50.59	50.59	
11	Debenture Redemption Reserve	7,120.85	6,722.69	6,888.06	6,722.69	6,888.06	6,888.06	
12	Debt-Equity Ratio (in multiples)	5,063.37	4,662.47	4,487.42	4,662.47	4,487.42	4,487.42	
13	Debt Service Coverage Ratio (in multiples)	1.63	1.63	1.63	1.63	1.63	1.63	
14	Interest Service Coverage Ratio (in multiples)	0.71	0.69	0.65	0.71	0.69	0.65	
15	Earnings Per share of Re-1/- each (Rs.p) (Not Annualized)	1.70	1.33	1.31	1.70	1.33	1.31	
	Basic:	1.80	1.75	2.06	1.80	1.75	2.06	
	Diluted:	3.70	3.15	2.26	10.12	7.16	13.76	
		3.70	3.15	2.26	10.12	7.16	13.76	

Notes:
1. The above is an extract of the detailed format of Quarter and Nine Months Ended Un-audited Statement of Profit and Loss that has been filed with Stock Exchanges under Regulation 52 of the SEBI (Listing Obligations and Disclosure Requirements) Regulations, 2015. The full format of the Quarter and Nine Months Ended Un-audited Statement of Profit and Loss are available on the Bombay Stock Exchange website www.bseindia.com, the National Stock Exchange website www.nseindia.com and on the Company's website www.ramcocements.in
2. For the other line items referred in regulation 52(4), 54(2) & (3) of Securities and Exchange Board of India (Listing Obligations and Disclosure Requirements) Regulations, 2015, pertinent disclosures have been made to the stock exchanges and can be accessed on the websites of the stock exchanges viz. www.bseindia.com and www.nseindia.com and that of the Company's website www.ramcocements.in
3. The above un-audited results were reviewed by the Audit Committee and approved by the Board of Directors at their Meetings held on 08-02-2024. The Statutory Auditors have carried out a Limited Review of the above results.
4. Key Standalone financial information

		Rs. in Crores			
Particulars		Quarter Ended			Year Ended
		Un-Audited 31-12-2023	Un-Audited 30-09-2023	Un-Audited 31-12-2022	
Total Income		2,113.10	2,342.79	2,018.09	6,704.87
Net Profit before tax		134.97	138.16	97.24	381.20
Net Profit after tax		93.38	101.30	67.39	273.59

5. The previous period figures have been re-grouped/re-stated wherever necessary

For THE RAMCO CEMENTS LIMITED
M.F. FAROOQUI
CHAIRMAN


Chennai
08-02-2024

 <p>KILBURN ENGINEERING LTD. Regd. Office : Four Mangoe Lane, Surendra Mohan Ghosh Sarani, Kolkata - 700 001 CIN: L24232WB1987PLC042956, Tel No: 033 22313337, Fax No: 033-22314768, Website: www.kilburnengg.com</p>							
EXTRACT OF UNAUDITED FINANCIAL RESULTS FOR THE NINE MONTHS ENDED 31 DECEMBER 2023							
(₹ in Lakhs)							
Sr. No.	PARTICULARS	QUARTER ENDED (UNAUDITED) 31.12.2023	QUARTER ENDED (UNAUDITED) 30.09.2023	QUARTER ENDED (UNAUDITED) 31.12.2022	NINE MONTHS ENDED (UNAUDITED) 31.12.2023	NINE MONTHS ENDED (UNAUDITED) 30.09.2022	YEAR ENDED (AUDITED) 31.03.2023
		(UNAUDITED)	(UNAUDITED)	(UNAUDITED)	(UNAUDITED)	(UNAUDITED)	(AUDITED)
1	Total Income	7,360	6,943	5,798	21,036	16,497	23,619
2	Profit / (Loss) before Tax	1,482	1,422	1,058	3,852	2,540	3,877
3	Net Profit / (Loss) after Tax	1,031	1,003	750	2,743	1,780	3,014
4	Total Comprehensive Income / (Loss) for the period (Comprising Profit / (Loss) for the period (after tax))	880	1,104	866	2,853	1,838	2,823
5	Paid up equity share capital (Face Value ₹ 10 each)	3,757	3,757	3,581	3,757	3,581	3,581
6	Earnings Per Share (EPS) (in ₹) Basic and Diluted EPS (in ₹)	2.76	2.70	2.17	7.38	5.16	8.66

NOTES:
1. The above is an extract of the detailed format of Financial Results for nine months ended 31 December 2023 filed with the Stock Exchanges under Regulation 33 of the SEBI (Listing and Other Disclosure Requirements) Regulations, 2015. The full format of the Unaudited Financial Results is available on the Stock Exchange websites and on the Company's website www.kilburnengg.com.
2. The financial results have been prepared in accordance with Ind AS, notified under section 133 of the Companies Act, 2013 read with the relevant rules issued thereunder and other accounting principles generally accepted in India. The results were reviewed by the Audit Committee and approved and taken on record by the Board of Directors of the Company at their respective meetings held on 8th February 2024. Limited review as required under regulation 33 of the SEBI (Listing Obligations & Disclosure Requirements) Regulation 2015 has been carried out by the statutory auditors of the Company.

By Order of the Board
(Ranjit Lala)
Managing Director
DIN 07266678

Date : 8th February, 2024
Place : Kolkata

 <p>CENTUM ELECTRONICS LIMITED Corporate Identity Number (CIN): L85110KA1993PLC013869 Regd. Office: No. 44, KHB Industrial Area, Yelahanka New Town, Bengaluru - 560 106 Phone: +91-80-41436000 Fax: +91-80-41436005 Email: investors@centumelectronics.com Website : www.centumelectronics.com</p>					
Extract of the Unaudited Consolidated Financial Results for the Third Quarter and Nine Months ended 31st December, 2023					
(₹ in Million)					
Sl. No.	Particulars	Quarter ended 31-12-2023 (Unaudited)	Nine Months ended 31-12-2023 (Unaudited)	Quarter ended 31-12-2022 (Unaudited)	Year ended 31-03-2023 (Audited)
		(Unaudited)	(Unaudited)	(Unaudited)	(Audited)
1	Total Income from Operations	2,981.95	7,939.27	1,971.14	9,229.69
2	Net Profit / (Loss) for the period (before Tax, Exceptional and/or Extraordinary Items)	107.23	126.13	(101.98)	121.36
3	Net Profit / (Loss) for the period before tax (after Exceptional and/or Extraordinary Items)	107.23	126.13	(101.98)	121.36
4	Net Profit / (Loss) for the period after tax (after Exceptional and/or Extraordinary Items)	72.48	41.40	(96.68)	66.94
5	Total Comprehensive Income for the period (Comprising Profit / (Loss) for the period (after tax) and Other Comprehensive Income (after tax))	59.86	54.21	(123.73)	74.00
6	Equity Share Capital (Face value of Rs. 10 per share)	128.88	128.88	128.85	128.85
7	Reserves (excluding Revaluation Reserve) as shown in the Audited Balance Sheet of the previous year				1,978.32
8	Earnings Per Share (of Rs. 10/- each) (a) Basic : (b) Diluted :	5.85 (5.88)	5.56 (5.92)	(5.92) (5.92)	7.62 (7.55)

Notes:
1. Brief of unaudited Standalone Financial Results for the Third quarter and Nine Months ended 31st December, 2023 is as follows -

		(₹ in Million)			
Particulars		Quarter ended 31-12-2023 (Unaudited)	Nine Months ended 31-12-2023 (Unaudited)	Quarter ended 31-12-2022 (Unaudited)	Year ended 31-03-2023 (Audited)
		(Unaudited)	(Unaudited)	(Unaudited)	(Audited)
Total Income from Operations		1,762.96	4,643.42	1,028.00	5,005.54
Net Profit / (Loss) for the period before tax		145.80	371.11	(103.53)	263.78
Net Profit / (Loss) for the period after tax		108.40	275.44	(9.36)	193.99
Total Comprehensive Income for the period (after tax) and Other Comprehensive Income (after tax)		109.83	279.50	(8.68)	199.50

2. The unaudited Standalone and Consolidated financial results have been reviewed by the Audit Committee in their Meeting held on 6th February, 2024 and approved by the Board of Directors of the Company at their Meeting held on 7th February, 2024.
3. The above is an extract of the detailed format of unaudited Standalone and Consolidated Financial Results filed with the Stock Exchanges under Regulation 33 of the SEBI (Listing Obligations and Disclosure Requirements) Regulations, 2015. The full format for the third quarter and nine months ended 31st December 2023 results are available on the websites of the stock exchanges www.nseindia.com, www.bseindia.com and on the Company's website www.centumelectronics.com.

For CENTUM ELECTRONICS LIMITED
Sd/-
Apparao V Mallavarapu
Chairman & Managing Director

Place : Bengaluru
Date : February 7, 2024

 <p>KANPUR PLASTIPACK LTD Providing Solutions for Industrial Bulk Packaging CIN : L25209UP971PLC003444</p>		Regd. Office : D-19-20, Panki, Industrial Area, Kanpur - 208022 Ph: +91 512 269113-6; Fax: +91 512 269117; Email: secretary@kanplias.com ; website: www.kanplias.com		
EXTRACT OF THE CONSOLIDATED UNAUDITED FINANCIAL RESULTS FOR THE QUARTER / PERIOD ENDED 31ST DECEMBER, 2023				
(₹ in Lacs)				
SL. NO.	PARTICULARS	Quarter Ended 31.12.2023 Unaudited	Quarter Ended 31.12.2022 Unaudited	Nine Months Ended 31.12.2023 Unaudited
1	Total Income from Operations (net)	12,596.04	9,559.49	35,064.31
2	Net Profit from Ordinary Activities before Tax	(87.55)	(415.05)	(216.27)
3	Net Profit from Ordinary Activities after Tax	(675.90)	(452.04)	(244.85)
4	Net Profit for the period after Tax (after Extraordinary Items)	(675.90)	(452.04)	(244.85)
5	Total Comprehensive Income for the period	(677.09)	(446.63)	(247.68)
6	Equity Share Capital	2,147.38	2,147.38	2,147.38
7	Earning per Share (before / after extraordinary items) (₹ 10/- each) (not annualised)			
	Basic-	(3.15)	(2.11)	(1.14)
	Diluted-	(3.15)	(2.11)	(1.14)
Key Standalone Financial Information for the above mentioned periods				
1	Total Income from operations (net)	12,498.76	9,555.64	34,887.63
2	Profit Before Tax	(817.46)	(410.53)	(196.70)
3	Profit After Tax	(674.01)	(447.52)	(223.48)
Notes: 1. The above results of the Company were reviewed by the Audit Committee and approved by the Board of Directors at their respective meeting held on 08.02.2024 which were audited by the Statutory Auditors of the Company. 2. The figures of previous period/year have been re-grouped/ re-arranged and/or recast wherever found necessary. For and on behalf of the Board of Directors Sd/- (Manoj Agarwal) Chairman cum Managing Director Place: Kanpur Dated: 08.02.2024				

Balmer Lawrie & Co. Ltd.
(A Government of India Enterprise)
Regd. Office: 21, N. S. Road, Kolkata - 700 001
Phone: 033 - 2225290, e-mail: sharma.bhaskar@balmerlawrie.com
CIN : L1540WB1924GD004835. Website: www.balmerlawrie.com

TENDER NOTICE FOR LABOUR LAW COMPLIANCE AUDIT
Balmer Lawrie invites online bids from experienced bidders for Labour Law Compliance Audit. Interested bidders to download tender from above website. Last date for submission is 29.02.2024. Any amendment / corrigendum to be hosted on the Company's website.

Alliance Air Aviation Ltd.
(A Wholly Owned Subsidiary of AI AHL)

NOTICE INVITING TENDER
Name of the Tender: Renewal of Aviation Insurance Policies for 2024-25 for Alliance Air Aviation Limited (AAL).


Tender Reference Number: MMAV/INS/2024-25/1

Tender Date: 08th February 2024 at 14.00 Hrs

Tender Closing Date: 29th February 2024 at 15.00 Hrs


Technical Bid Opening Date: 29th February 2024 at 16.30 Hrs


Availability of Tender Document: The Tender can be downloaded from the website www.allianceair.in


 <p>VTM LIMITED Regd. Office: Sulakarai, Virudhunagar CIN L17111TN1946PLC003270. www.vtmll.com Statement of Unaudited Financial Results for the quarter and nine months ended December 31, 2023</p>							
Sl. No.	Particulars	Quarter ended October 31, 2023 (Unaudited)	Quarter ended September 30, 2023 (Unaudited)	Year to date upto September 30, 2023 (Unaudited)	Comparative Year to date upto September 30, 2022 (Unaudited)	Year to date upto October 31, 2023 (Unaudited)	Previous year ended upto 30.09.2022 (Audited)
1	Total Income from Operations	5,250.91	4,871.68	14,989.63	5,075.56	15,954.57	21,450.62
2	Net Profit / (Loss) for the period (before tax and exceptional items)	600.24	725.23	1,971.27	138.16	862.65	1,232.25
3	Net Profit / (Loss) for the period before tax (after exceptional items)	600.24	725.23	1,971.27	138.16	862.65	1,232.25
4	Net Profit / (Loss) for the period after tax (after exceptional items)	461.08	503.86	1,476.72	110.04	632.33	913.83
5	Other comprehensive income (net of tax)	102.91	102.76	307.64	133.66	400.49	533.88
6	Total Comprehensive Income for the period (Comprising Profit / (Loss) for the period (after tax) and Other Comprehensive Income (after tax))	564.00	606.32	1,784.36	246.70	1,032.82	1,447.51
7	Equity Share Capital	402.28	402.28	402.28	402.28	402.28	402.28
8	Reserves (including Revaluation Reserve) as shown in the Audited Balance Sheet of the previous year	NA	NA	NA	NA	NA	24,118.86
9	Earnings Per Share (of Rs. 1/- each) (for continuing and discontinued operations)						
	a. Basic	1.15	1.25	3.67	0.28	1.57	2.27
	b. Diluted	1.15	1.25	3.67	0.28	1.57	2.27


Notes:
1. The above results for the quarter and nine months ended December 31, 2023, as reviewed and recommended by the Audit Committee of the Board, has been approved by the Board of Directors at its meeting held on February 7, 2024. The independent auditors have expressed an unmodified opinion in their Limited Review Report.
2. The above is an extract of the detailed format of the unaudited financial results for the quarter and nine months ended December 31, 2023 filed with the Stock Exchange in accordance with applicable regulations of the SEBI (Listing and Obligations Disclosure Requirements) Regulations, 2015. The full format of the unaudited financial results for the quarter and nine months ended December 31, 2023 are available on the website of the BSE Limited i.e. www.bseindia.com, on the Stock Exchange where the Company's shares are listed and on the website of the Company i.e. www.vtmll.com

Place: Kappalur, Madurai
Date: 07.02.2024
For VTM Limited
T Kannan
Chairman & Managing Director

 <p>Imagicaaworld Entertainment Limited CIN: L19240MH0110PLC119925 Registered Office : 3/031, Sangdewadi, Khopoli-Pali Road, Taluka: Khalapur, District: Raigad, Pin-410 203 Website : www.imagicaaworld.com, email : comppliance@imagicaaworld.com</p>				
EXTRACT OF UNAUDITED CONSOLIDATED FINANCIAL RESULTS FOR THE QUARTER AND NINE MONTHS ENDED DECEMBER 31, 2023				
(Rs. in Lakhs except EPS Data)				
Sr. No.	Particulars	CONSOLIDATED		
		For the quarter ended 31.12.2023 (Unaudited)	For the nine months ended 31.12.2023 (Unaudited)	For the quarter ended 31.12.2022 (Unaudited)
1	Total Income from operations	6,755.66	20,338.47	7,200.79
2	Net Profit / (Loss) for the period (before Tax, Exceptional and/or Extraordinary Items)	1,272.07	2,870.44	698.68
3	Net Profit / (Loss) for the period before Tax (after Exceptional and/or Extraordinary Items)	724.67	54,331.79	698.68
4	Net Profit / (Loss) for the period after Tax (after Exceptional and/or Extraordinary Items)	431.94	53,609.39	698.68
5	Total Comprehensive Income for the period (Comprising Profit / (Loss) for the period (after tax) and other Comprehensive Income (after tax))	439.76	53,598.72	709.82
6	Equity Share Capital	48,190.01	48,190.01	41,119.26
7	Reserves (excluding revaluation reserves as shown in the balance sheet of previous year)	-	30,732.08	-
8	Earning per share (of Rs. 10 each) (for continuing and discontinued operations) - Basic:	0.09	11.46	0.22
	Diluted:	0.09	10.94	0.22
STANDALONE				
Sr. No.	Particulars	For the quarter ended 31.12.2023 (Unaudited)	For the nine months ended 31.12.2023 (Unaudited)	For the quarter ended 31.12.2022 (Unaudited)
1	Total Income from operations	6,755.66	20,338.47	7,200.79
2	Net Profit / (Loss) for the period before Tax (after Exceptional and/or Extraordinary Items)	724.63	54,331.65	704.72
3	Net Profit / (Loss) for the period after Tax (after Exceptional and/or Extraordinary Items)	431.90	53,609.25	704.72
Notes: a) The above results have been reviewed by the Audit Committee and approved by the Board of Directors at their respective meetings held on February 8, 2024. b) The above is an extract of the detailed format of Unaudited Financial Results for the quarter and nine months ended December 31, 2023 filed with the Stock Exchanges under Regulation 33 of the SEBI (Listing Obligations and Disclosure Requirements) Regulations, 2015. The full format of Standalone and Consolidated Unaudited Financial Results for the quarter and nine months ended December 31, 2023 are available on the Stock Exchange websites, www.nseindia.com and www.bseindia.com and on the Company's website www.imagicaaworld.com. c) The figures for the previous periods have been regrouped/rearranged wherever necessary to confirm current period's classification. For and on behalf of the Board of Directors Sd/- Rajesh Malpani Chairman Place: Pune Date: February 8, 2024				

 <p>THE RAMCO CEMENTS LIMITED Regd. Office: "Ramamandiram", Rajapalayam - 626 117. Corporate Office: 98-A, Dr.Radhakrishnan Salai, Chennai 600 004. CIN : L26941TN1957PLC003566; E-mail : ksn@ramcocements.co.in</p>								
EXTRACT OF CONSOLIDATED UN-AUDITED STATEMENT OF PROFIT AND LOSS FOR THE QUARTER AND NINE MONTHS ENDED 31ST DECEMBER 2023								
Rs. in Crores								
S. No.	Particulars	Quarter Ended			Nine Months Ended			Year Ended
		Un-Audited 31-12-2023	Un-Audited 30-09-2023	Un-Audited 31-12-2022	Un-Audited 31-12-2023	Un-Audited 31-12-2022	Un-Audited 31-03-2023	
1	Total Income	2,117.39	2,352.09	2,020.37	6,723.43	5,606.62	8,190.19	
2	Net Profit for the period before Tax	121.41	137.83	94.76	366.89	267.36	471.98	
3	Net Profit for the period after Tax attributable to - Equity shareholders of the Parent	84.48	72.02	51.56	230.91	163.66	314.52	
	- Non-Controlling Interest	(2.91)	(0.02)	(0.35)	(2.98)	0.49	0.23	
	Total	81.57	72.00	51.21	227.93	164.15	314.75	
4	Total Comprehensive Income for the period after tax	83.75	143.28	52.62	302.82	167.79	313.43	
	- Equity shareholders of the Parent	(2.91)	0.04	(0.36)	(2.92)	0.50	0.23	
	- Non-Controlling Interest	80.84	143.32	52.26	299.90	168.29	313.66	
5	Paid up Equity Share Capital	23.63	23.63	23.63	23.63	23.63	23.63	
6	Other Equity				7,092.94	6,691.79	6,837.43	
7	Securities Premium Account				50.59	50.59	50.59	
8	Net worth				7,120.85	6,722.69	6,888.06	
9	Paid up Debt Capital				5,063.37	4,662.47	4,487.42	
10	Capital Redemption Reserve				1.63	1.63	1.63	
11	Debenture Redemption Reserve				0.71	0.69	0.65	
12	Debt-Equity Ratio (in multiples)				1.70	1.33	1.31	
13	Debt Service Coverage Ratio (in multiples)				1.80	1.75	2.06	
14	Interest Service Coverage Ratio (in multiples)							
15	Earnings Per share of Re-1/- each (Rs.p) (Not Annualized)							
	Basic:	3.70	3.15	2.26	10.12	7.16	13.76	
	Diluted:	3.70	3.15	2.26	10.12	7.16	13.76	
Notes: 1. The above is an extract of the detailed format of Quarter and Nine Months Ended Un-audited Statement of Profit and Loss that has been filed with Stock Exchanges under Regulation 52 of the SEBI (Listing Obligations and Disclosure Requirements) Regulations, 2015. The full format of the Quarter and Nine Months Ended Un-audited Statement of Profit and Loss are available on the Bombay Stock Exchange website www.bseindia.com , the National Stock Exchange website www.nseindia.com and on the Company's website www.ramcocements.in 2. For the other line items referred in regulation 52(4), 54(2) & (3) of Securities and Exchange Board of India (Listing Obligations and Disclosure Requirements) Regulations, 2015, pertinent disclosures have been made to the stock exchanges and can be accessed on the websites of the stock exchanges viz. www.bseindia.com and www.nseindia.com and that of the Company's website www.ramcocements.in 3. The above un-audited results were reviewed by the Audit Committee and approved by the Board of Directors at their Meetings held on 08-02-2024. The Statutory Auditors have carried out a Limited Review of the above results. 4. Key Standalone financial information								
Particulars		Quarter Ended			Nine Months Ended			Year Ended
		Un-Audited 31-12-2023	Un-Audited 30-09-2023	Un-Audited 31-12-2022	Un-Audited 31-12-2023	Un-Audited 31-12-2022	Un-Audited 31-03-2023	
Total Income		2,113.10	2,342.79	2,018.09	6,704.87	5,590.68	8,171.97	
Net Profit before tax		134.97	138.16	97.24	381.20	266.96	473.69	
Net Profit after tax		93.38	101.30	67.39	273.59	191.13	343.54	
5. The previous period figures have been re-grouped/re-stated wherever necessary For THE RAMCO CEMENTS LIMITED M.F. FAROOQUI CHAIRMAN Chennai 08-02-2024								

 <p>KILBURN ENGINEERING LTD. Regd. Office : Four Mangoe Lane, Surendra Mohan Ghosh Sarani, Kolkata - 700 001 CIN: L24232WB1987PLC042956, Tel No: 033 22313337, Fax No: 033-22314768, Website: www.kilburnengg.com</p>							
EXTRACT OF UNAUDITED FINANCIAL RESULTS FOR THE NINE MONTHS ENDED 31 DECEMBER 2023							
(₹ in Lakhs)							
Sr. No.	PARTICULARS	QUARTER ENDED (UNAUDITED) 31.12.2023	QUARTER ENDED (UNAUDITED) 30.09.2023	QUARTER ENDED (UNAUDITED) 31.12.2022	NINE MONTHS ENDED (UNAUDITED) 31.12.2023	NINE MONTHS ENDED (UNAUDITED) 31.12.2022	YEAR ENDED (AUDITED) 31.03.2023
1	Total Income	7,360	6,943	5,798	21,036	16,497	23,619
2	Profit / (Loss) before Tax	1,482	1,422	1,058	3,852	2,540	3,877
3	Net Profit / (Loss) after Tax	1,031	1,003	750	2,743	1,780	3,014
4	Total Comprehensive Income / (Loss) for the period (Comprising Profit / (Loss) for the period (after tax))	880	1,104	866	2,853	1,838	2,823
5	Paid up equity share capital (Face Value ₹ 10 each)	3,757	3,757	3,581	3,757	3,581	3,581
6	Earnings Per Share (EPS) (in ₹) Basic and Diluted EPS (in ₹)	2.76	2.70	2.17	7.38	5.16	8.66
NOTES: 1. The above is an extract of the detailed format of Financial Results for nine months ended 31 December 2023 filed with the Stock Exchanges under Regulation 33 of the SEBI (Listing and Other Disclosure Requirements) Regulations, 2015. The full format of the Unaudited Financial Results is available on the Stock Exchange websites and on the Company's website www.kilburnengg.com . 2. The financial results have been prepared in accordance with Ind AS, notified under section 133 of the Companies Act, 2013 read with the relevant rules issued thereunder and other accounting principles generally accepted in India. The results were reviewed by the Audit Committee and approved and taken on record by the Board of Directors of the Company at their respective meetings held on 8th February 2024. Limited review as required under regulation 33 of the SEBI (Listing Obligations & Disclosure Requirements) Regulation 2015 has been carried out by the statutory auditors of the Company. By Order of the Board (Ranjit Lala) Managing Director DIN 07266678 Date : 8th February, 2024 Place : Kolkata							

 <p>CENTUM ELECTRONICS LIMITED Corporate Identity Number (CIN): L85110KA1993PLC013869 Regd. Office: No. 44, KHB Industrial Area, Yelahanka New Town, Bengaluru - 560 106 Phone: +91-80-41436000 Fax: +91-80-41436005 Email: investors@centumelectronics.com Website : www.centumelectronics.com</p>					
Extract of the Unaudited Consolidated Financial Results for the Third Quarter and Nine Months ended 31st December, 2023					
(₹ in Million)					
Sl. No.	Particulars	Quarter ended 31-12-2023 (Unaudited)	Nine Months ended 31-12-2023 (Unaudited)	Quarter ended 31-12-2022 (Unaudited)	Year ended 31-03-2023 (Audited)
1	Total Income from Operations	2,981.95	7,939.27	1,971.14	9,229.69
2	Net Profit / (Loss) for the period (before Tax, Exceptional and/or Extraordinary Items)	107.23	126.13	(101.98)	121.36
3	Net Profit / (Loss) for the period before tax (after Exceptional and/or Extraordinary Items)	107.23	126.13	(101.98)	121.36
4	Net Profit / (Loss) for the period after tax (after Exceptional and/or Extraordinary Items)			(96.68)	66.94
5	Total Comprehensive Income for the period (Comprising Profit / (Loss) for the period (after tax) and Other Comprehensive Income (after tax))	59.86	54.21	(123.73)	74.00
6	Equity Share Capital (Face value of Rs. 10 per share)	128.88	128.88	128.85	128.85
7	Reserves (excluding Revaluation Reserve) as shown in the Audited Balance Sheet of the previous year				1,978.32
8	Earnings Per Share (of Rs. 10/- each) (a) Basic : (b) Diluted :	5.85 (5.88)	5.56 (5.92)	(5.92) (5.92)	7.62 (7.55)
Notes: 1. Brief of unaudited Standalone Financial Results for the Third quarter and Nine Months ended 31 st December, 2023 is as follows:					
Particulars		Quarter ended		Year ended	
		31-12-2023 (Unaudited)	31-12-2023 (Unaudited)	31-12-2022 (Unaudited)	31-03-2023 (Audited)
Total Income from Operations		1,762.96	4,643.42	1,028.00	5,005.54
Net Profit / (Loss) for the period before tax		145.80	371.11	(103.53)	263.78
Net Profit / (Loss) for the period after tax		108.40	275.44	(9.36)	193.99
Total Comprehensive Income for the period (after tax) and Other Comprehensive Income (after tax)		109.83	279.50	(8.68)	199.50
2. The unaudited Standalone and Consolidated financial results have been reviewed by the Audit Committee in their Meeting held on 6 th February, 2024 and approved by the Board of Directors of the Company at their Meeting held on 7 th February, 2024. 3. The above is an extract of the detailed format of unaudited Standalone and Consolidated Financial Results filed with the Stock Exchanges under Regulation 33 of the SEBI (Listing Obligations and Disclosure Requirements) Regulations, 2015. The full format for the third quarter and nine months ended 31 st December 2023 results are available on the websites of the stock exchanges www.nseindia.com , www.bseindia.com and on the Company's website www.centumelectronics.com . For CENTUM ELECTRONICS LIMITED Sd/- Apparao V Mallavarapu Chairman & Managing Director Place : Bengaluru Date : February 7, 2024					

 <p>KANPUR PLASTIPACK LTD Providing Solutions for Industrial Bulk Packaging CIN : L25209UP971PLC003444</p>		Regd. Office : D-19-20, Panki, Industrial Area, Kanpur - 208022 Ph: +91 512 269113-6; Fax: +91 512 269117; Email: secretary@kanplas.com ; website: www.kanplas.com		
EXTRACT OF THE CONSOLIDATED UNAUDITED FINANCIAL RESULTS FOR THE QUARTER / PERIOD ENDED 31ST DECEMBER, 2023				
(₹ in Lacs)				
SL. NO.	PARTICULARS	Quarter Ended 31.12.2023 Unaudited	Quarter Ended 31.12.2022 Unaudited	Nine Months Ended 31.12.2023 Unaudited
1	Total Income from Operations (net)	12,596.04	9,559.49	35,064.31
2	Net Profit from Ordinary Activities before Tax	(87.55)	(415.05)	(216.27)
3	Net Profit from Ordinary Activities after Tax	(675.90)	(452.04)	(244.85)
4	Net Profit for the period after Tax (after Extraordinary Items)	(675.90)	(452.04)	(244.85)
5	Total Comprehensive Income for the period	(677.09)	(446.63)	(247.68)
6	Equity Share Capital	2,147.38	2,147.38	2,147.38
7	Earning per Share (before / after extraordinary items) (₹ 10/- each) (not audited)			
	Basic-	(3.15)	(2.11)	(1.14)
	Diluted-	(3.15)	(2.11)	(1.14)
Key Standalone Financial Information for the above mentioned periods				
1	Total Income from operations (net)	12,498.76	9,555.64	34,887.63
2	Profit Before Tax	(817.46)	(410.53)	(196.70)
3	Profit After Tax	(674.01)	(447.52)	(223.48)
Notes: 1. The above results of the Company were reviewed by the Audit Committee and approved by the Board of Directors at their respective meeting held on 08.02.2024 which were audited by the Statutory Auditors of the Company. 2. The figures of previous period/year have been re-grouped/ re-arranged and/or recast wherever found necessary. For and on behalf of the Board of Directors Sd/- (Manoj Agarwal) Chairman cum Managing Director Place: Kanpur Dated: 08.02.2024				

Balmer Lawrie & Co. Ltd.
(A Government of India Enterprise)
Regd. Office: 21, N. S. Road, Kolkata - 700 001
Phone: 033 - 2225290, e-mail: sharma.bhaskar@balmerlawrie.com
CIN : L1540WB1924GG004835. Website: www.balmerlawrie.com

TENDER NOTICE FOR LABOUR LAW COMPLIANCE AUDIT
Balmer Lawrie invites online bids from experienced bidders for Labour Law Compliance Audit. Interested bidders to download tender form from above website. Last date for submission is 29.02.2024. Any amendment / corrigendum to be hosted on the Company's website.

Alliance Air Aviation Ltd.
(A Wholly Owned Subsidiary of AI AHL)

NOTICE INVITING TENDER
Name of the Tender: Renewal of Aviation Insurance Policies for 2024-25 for Alliance Air Aviation Limited (AAL).


Tender Reference Number: MMA/VINS/2024-25/1

Tender Date: 09th February 2024 at 14.00 Hrs

Tender Closing Date: 29th February 2024 at 15.00 Hrs

Technical Bid Opening Date: 29th February 2024 at 16.30 Hrs


Availability of Tender Document: The Tender can be downloaded from the website www.allianceair.in


 <p>VTM LIMITED Regd. Office: Sulakarai, Virudhunagar CIN L17111N1946PLC003270. www.vtmll.com Statement of Unaudited Financial Results for the quarter and nine months ended December 31, 2023</p>							
Sl. No.	Particulars	Quarter ended October 31, 2023 (Unaudited)	Quarter ended September 30, 2023 (Unaudited)	Year to date upto September 30, 2023 (Unaudited)	Comparative Year to date upto September 30, 2022 (Unaudited)	Year to date upto October 31, 2023 (Unaudited)	Previous year ended March 31, 2023 (Audited)
1	Total Income from Operations	5,250.91	4,871.68	14,989.63	5,075.56	15,954.57	21,450.62
2	Net Profit / (Loss) for the period (before tax and exceptional items)	600.24	725.23	1,971.27	138.16	862.65	1,232.25
3	Net Profit / (Loss) for the period before tax (after exceptional items)	600.24	725.23	1,971.27	138.16	862.65	1,232.25
4	Net Profit / (Loss) for the period after tax (after exceptional items)	461.08	503.86	1,476.72	110.04	632.33	913.83
5	Other comprehensive income (net of tax)	102.91	102.76	307.64	133.66	400.49	533.88
6	Total Comprehensive Income for the period (Comprising Profit / (Loss) for the period (after tax) and Other Comprehensive Income (after tax))	564.00	606.32	1,784.36	246.70	1,032.82	1,447.51
7	Equity Share Capital	402.28	402.28	402.28	402.28	402.28	402.28
8	Reserves (including Revaluation Reserve) as shown in the Audited Balance Sheet of the previous year	NA	NA	NA	NA	NA	24,118.86
9	Earnings Per Share (of Rs. 1/- each) (for continuing and discontinued operations)						
	a. Basic	1.15	1.25	3.67	0.28	1.57	2.27
	b. Diluted	1.15	1.25	3.67	0.28	1.57	2.27

Notes:
1. The above results for the quarter and nine months ended December 31, 2023, as reviewed and recommended by the Audit Committee of the Board, has been approved by the Board of Directors at its meeting held on February 7, 2024. The independent auditors have expressed an unmodified opinion in their Limited Review Report.
2. The above is an extract of the detailed format of the unaudited financial results for the quarter and nine months ended December 31, 2023 filed with the Stock Exchange in accordance with applicable regulations of the SEBI (Listing and Obligations Disclosure Requirements) Regulations, 2015. The full format of the unaudited financial results for the quarter and nine months ended December 31, 2023 are available on the website of the BSE Limited i.e. www.bseindia.com, on the Stock Exchange where the Company's shares are listed and on the website of the Company i.e. www.vtmll.com

Place: Kappalur, Madurai
Date: 07.02.2024

For VTM Limited
T Kannan
Chairman & Managing Director

 <p>Imagicaaworld Entertainment Limited CIN: L19240MH0110PLC119925 Registered Office : 3/031, Sangdewadi, Khopoli-Pali Road, Taluka: Khalapur, District: Raigad, Pin-410 203 Website : www.imagicaaworld.com, email : comppliance@imagicaaworld.com</p>				
EXTRACT OF UNAUDITED CONSOLIDATED FINANCIAL RESULTS FOR THE QUARTER AND NINE MONTHS ENDED DECEMBER 31, 2023				
(Rs. in Lakhs except EPS Data)				
Sr. No.	Particulars	CONSOLIDATED		
		For the quarter ended 31.12.2023 (Unaudited)	For the nine months ended 31.12.2023 (Unaudited)	For the quarter ended 31.12.2022 (Unaudited)
1	Total Income from operations	6,755.66	20,338.47	7,200.79
2	Net Profit / (Loss) for the period (before Tax, Exceptional and/or Extraordinary Items)	1,272.07	2,870.44	698.68
3	Net Profit / (Loss) for the period before Tax (after Exceptional and/or Extraordinary Items)	724.67	54,331.79	698.68
4	Net Profit / (Loss) for the period after Tax (after Exceptional and/or Extraordinary Items)	431.94	53,609.39	698.68
5	Total Comprehensive Income for the period (Comprising Profit / (Loss) for the period (after tax) and other Comprehensive Income (after tax))	439.76	53,598.72	709.82
6	Equity Share Capital	48,190.01	48,190.01	41,119.26
7	Reserves (excluding revaluation reserves as shown in the balance sheet of previous year)	-	30,732.08	-
8	Earning per share (of Rs. 10 each) (for continuing and discontinued operations) - Basic:	0.09	11.46	0.22
	Diluted:	0.09	10.94	0.22
(Rs. in Lakhs except EPS Data)				
Sr. No.	Particulars	STANDALONE		
		For the quarter ended 31.12.2023 (Unaudited)	For the nine months ended 31.12.2023 (Unaudited)	For the quarter ended 31.12.2022 (Unaudited)
1	Total Income from operations	6,755.66	20,338.47	7,200.79
2	Net Profit / (Loss) for the period before Tax (after Exceptional and/or Extraordinary Items)	724.63	54,331.65	704.72
3	Net Profit / (Loss) for the period after Tax (after Exceptional and/or Extraordinary Items)	431.90	53,609.25	704.72
Notes: a) The above results have been reviewed by the Audit Committee and approved by the Board of Directors at their respective meetings held on February 8, 2024. b) The above is an extract of the detailed format of Unaudited Financial Results for the quarter and nine months ended December 31, 2023 filed with the Stock Exchanges under Regulation 33 of the SEBI (Listing Obligations and Disclosure Requirements) Regulations, 2015. The full format of Standalone and Consolidated Unaudited Financial Results for the quarter and nine months ended December 31, 2023 are available on the Stock Exchange websites, www.nseindia.com and www.bseindia.com and on the Company's website www.imagicaaworld.com. c) The figures for the previous periods have been regrouped/rearranged wherever necessary to confirm current period's classification. For and on behalf of the Board of Directors Sd/- Rajesh Malpani Chairman Place: Pune Date: February 8, 2024				

 <p>THE RAMCO CEMENTS LIMITED Regd. Office: "Ramamandiram", Rajapalayam - 626 117 Corporate Office: 98-A, Dr.Radhakrishnan Salai, Chennai 600 004. CIN : L26941TN1957PLC003566; E-mail : ksn@ramcocements.co.in</p>								
EXTRACT OF CONSOLIDATED UN-AUDITED STATEMENT OF PROFIT AND LOSS FOR THE QUARTER AND NINE MONTHS ENDED 31ST DECEMBER 2023								
Rs. in Crores								
S. No.	Particulars	Quarter Ended			Nine Months Ended			Year Ended
		Un-Audited 31-12-2023	Un-Audited 30-09-2023	Un-Audited 31-12-2022	Un-Audited 31-12-2023	Un-Audited 31-12-2022	Un-Audited 31-03-2023	
1	Total Income	2,117.39	2,352.09	2,020.37	6,723.43	5,606.62	8,190.19	
2	Net Profit for the period before Tax	121.41	137.83	94.76	366.89	267.36	471.98	
3	Net Profit for the period after Tax attributable to - Equity shareholders of the Parent - Non-Controlling Interest	84.48	72.02	51.56	230.91	163.66	314.52	
	Total	(2.91)	(0.02)	(0.35)	(2.98)	0.49	0.23	
4	Total Comprehensive Income for the period after tax - Equity shareholders of the Parent - Non-Controlling Interest	81.57	72.00	51.21	227.93	164.15	314.75	
5	Paid up Equity Share Capital	83.75	143.28	52.62	302.82	167.79	313.43	
6	Other Equity	(2.91)	0.04	(0.36)	(2.92)	0.50	0.23	
7	Securities Premium Account	80.84	143.32	52.26	299.90	168.29	313.66	
8	Net worth	23.63	23.63	23.63	23.63	23.63	23.63	
9	Paid up Debt Capital	7,092.94	6,691.79	6,837.43	6,691.79	6,837.43	6,837.43	
10	Capital Redemption Reserve	50.59	50.59	50.59	50.59	50.59	50.59	
11	Debenture Redemption Reserve	7,120.85	6,722.69	6,888.06	6,722.69	6,888.06	6,888.06	
12	Debt-Equity Ratio (in multiples)	5,063.37	4,662.47	4,487.42	4,662.47	4,487.42	4,487.42	
13	Debt Service Coverage Ratio (in multiples)	1.63	1.63	1.63	1.63	1.63	1.63	
14	Interest Service Coverage Ratio (in multiples)	0.71	0.69	0.65	0.71	0.69	0.65	
15	Earnings Per share of Re-1/- each (Rs.p) (Not Annualized)	1.70	1.33	1.31	1.70	1.33	1.31	
	Basic:	1.80	1.75	2.06	1.80	1.75	2.06	
	Diluted:	3.70	3.15	2.26	10.12	7.16	13.76	
		3.70	3.15	2.26	10.12	7.16	13.76	


Notes:
1. The above is an extract of the detailed format of Quarter and Nine Months Ended Un-audited Statement of Profit and Loss that has been filed with Stock Exchanges under Regulation 52 of the SEBI (Listing Obligations and Disclosure Requirements) Regulations, 2015. The full format of the Quarter and Nine Months Ended Un-audited Statement of Profit and Loss are available on the Bombay Stock Exchange website www.bseindia.com, the National Stock Exchange website www.nseindia.com and on the Company's website www.ramcocements.in
2. For the other line items referred in regulation 52(4), 54(2) & (3) of Securities and Exchange Board of India (Listing Obligations and Disclosure Requirements) Regulations, 2015, pertinent disclosures have been made to the stock exchanges and can be accessed on the websites of the stock exchanges viz. www.bseindia.com and www.nseindia.com and that of the Company's website www.ramcocements.in
3. The above un-audited results were reviewed by the Audit Committee and approved by the Board of Directors at their Meetings held on 08-02-2024. The Statutory Auditors have carried out a Limited Review of the above results.
4. Key Standalone financial information

		Rs. in Crores			
Particulars		Quarter Ended			Year Ended
		Un-Audited 31-12-2023	Un-Audited 30-09-2023	Un-Audited 31-12-2022	
Total Income		2,113.10	2,342.79	2,018.09	6,704.87
Net Profit before tax		134.97	138.16	97.24	381.20
Net Profit after tax		93.38	101.30	67.39	273.59

5. The previous period figures have been re-grouped/re-stated wherever necessary

For THE RAMCO CEMENTS LIMITED
M.F. FAROOQUI
CHAIRMAN


Chennai
08-02-2024

 <p>KILBURN ENGINEERING LTD. Regd. Office : Four Mangoe Lane, Surendra Mohan Ghosh Sarani, Kolkata - 700 001 CIN: L24232WB1987PLC042956, Tel No: 033 22313337, Fax No: 033-22314768, Website: www.kilburnengg.com</p>							
EXTRACT OF UNAUDITED FINANCIAL RESULTS FOR THE NINE MONTHS ENDED 31 DECEMBER 2023							
(₹ in Lakhs)							
Sr. No.	PARTICULARS	QUARTER ENDED (UNAUDITED) 31.12.2023	QUARTER ENDED (UNAUDITED) 30.09.2023	QUARTER ENDED (UNAUDITED) 31.12.2022	NINE MONTHS ENDED (UNAUDITED) 31.12.2023	NINE MONTHS ENDED (UNAUDITED) 31.12.2022	YEAR ENDED (AUDITED) 31.03.2023
1	Total Income	7,360	6,943	5,798	21,036	16,497	23,619
2	Profit / (Loss) before Tax	1,482	1,422	1,058	3,852	2,540	3,877
3	Net Profit / (Loss) after Tax	1,031	1,003	750	2,743	1,780	3,014
4	Total Comprehensive Income / (Loss) for the period (Comprising Profit / (Loss) for the period (after tax))	880	1,104	866	2,853	1,838	2,823
5	Paid up equity share capital (Face Value ₹ 10 each)	3,757	3,757	3,581	3,757	3,581	3,581
6	Earnings Per Share (EPS) (in ₹) Basic and Diluted EPS (in ₹)	2.76	2.70	2.17	7.38	5.16	8.66

NOTES:
1. The above is an extract of the detailed format of Financial Results for nine months ended 31 December 2023 filed with the Stock Exchanges under Regulation 33 of the SEBI (Listing and Other Disclosure Requirements) Regulations, 2015. The full format of the Unaudited Financial Results is available on the Stock Exchange websites and on the Company's website www.kilburnengg.com.
2. The financial results have been prepared in accordance with Ind AS, notified under section 133 of the Companies Act, 2013 read with the relevant rules issued thereunder and other accounting principles generally accepted in India. The results were reviewed by the Audit Committee and approved and taken on record by the Board of Directors of the Company at their respective meetings held on 8th February 2024. Limited review as required under regulation 33 of the SEBI (Listing Obligations & Disclosure Requirements) Regulation 2015 has been carried out by the statutory auditors of the Company.

By Order of the Board
(Ranjit Lala)
Managing Director
DIN 07266678

Date : 8th February, 2024
Place : Kolkata

 <p>CENTUM ELECTRONICS LIMITED Corporate Identity Number (CIN): L85110KA1993PLC013869 Regd. Office: No. 44, KHB Industrial Area, Yelahanka New Town, Bengaluru - 560 106 Phone: +91-80-41436000 Fax: +91-80-41436005 Email: investors@centumelectronics.com Website : www.centumelectronics.com</p>					
Extract of the Unaudited Consolidated Financial Results for the Third Quarter and Nine Months ended 31st December, 2023					
(₹ in Million)					
Sl. No.	Particulars	Quarter ended 31-12-2023 (Unaudited)	Nine Months ended 31-12-2023 (Unaudited)	Quarter ended 31-12-2022 (Unaudited)	Year ended 31-03-2023 (Audited)
1	Total Income from Operations	2,981.95	7,939.27	1,971.14	9,229.69
2	Net Profit / (Loss) for the period (before Tax, Exceptional and/or Extraordinary Items)	107.23	126.13	(101.98)	121.36
3	Net Profit / (Loss) for the period before tax (after Exceptional and/or Extraordinary Items)	107.23	126.13	(101.98)	121.36
4	Net Profit / (Loss) for the period after tax (after Exceptional and/or Extraordinary Items)	72.48	41.40	(96.68)	66.94
5	Total Comprehensive Income for the period (Comprising Profit / (Loss) for the period (after tax) and Other Comprehensive Income (after tax))	59.86	54.21	(123.73)	74.00
6	Equity Share Capital (Face value of Rs. 10 per share)	128.88	128.88	128.85	128.85
7	Reserves (excluding Revaluation Reserve) as shown in the Audited Balance Sheet of the previous year				1,978.32
8	Earnings Per Share (of Rs. 10/- each) (a) Basic : (b) Diluted :	5.85 (5.88)	5.56 (5.92)	(5.92) (5.92)	7.62 (7.55)

Notes:
1. Brief of unaudited Standalone Financial Results for the Third quarter and Nine Months ended 31st December, 2023 is as follows -

		(₹ in Million)			
Particulars		Quarter ended 31-12-2023 (Unaudited)	Nine Months ended 31-12-2023 (Unaudited)	Quarter ended 31-12-2022 (Unaudited)	Year ended 31-03-2023 (Audited)
		1,762.96	4,643.42	1,028.00	5,005.54
Total Income from Operations		145.80	371.11	(103.53)	263.78
Net Profit / (Loss) for the period before tax		108.40	275.44	(9.36)	193.99
Total Comprehensive Income for the period (after tax) and Other Comprehensive Income (after tax)		109.83	279.50	(8.68)	199.50

2. The unaudited Standalone and Consolidated financial results have been reviewed by the Audit Committee in their Meeting held on 6th February, 2024 and approved by the Board of Directors of the Company at their Meeting held on 7th February, 2024.
3. The above is an extract of the detailed format of unaudited Standalone and Consolidated Financial Results filed with the Stock Exchanges under Regulation 33 of the SEBI (Listing Obligations and Disclosure Requirements) Regulations, 2015. The full format for the third quarter and nine months ended 31st December 2023 results are available on the websites of the stock exchanges www.nseindia.com, www.bseindia.com and on the Company's website www.centumelectronics.com.

For CENTUM ELECTRONICS LIMITED
Sd/-
Apparao V Mallavarapu
Chairman & Managing Director

Place : Bengaluru
Date : February 7, 2024

 <p>KANPUR PLASTIPACK LTD Providing Solutions for Industrial Bulk Packaging CIN : L25209UP971PLC003444</p>		Regd. Office : D-19-20, Panki, Industrial Area, Kanpur - 208022 Ph: +91 512 269113-6; Fax: +91 512 269117; Email: secretary@kanplas.com ; website: www.kanplas.com		
EXTRACT OF THE CONSOLIDATED UNAUDITED FINANCIAL RESULTS FOR THE QUARTER / PERIOD ENDED 31ST DECEMBER, 2023				
(₹ in Lacs)				
SL. NO.	PARTICULARS	Quarter Ended 31.12.2023 Unaudited	Quarter Ended 31.12.2022 Unaudited	Nine Months Ended 31.12.2023 Unaudited
1	Total Income from Operations (net)	12,596.04	9,559.49	35,064.31
2	Net Profit from Ordinary Activities before Tax	(87.55)	(415.05)	(216.27)
3	Net Profit from Ordinary Activities after Tax	(675.90)	(452.04)	(244.85)
4	Net Profit for the period after Tax (after Extraordinary Items)	(675.90)	(452.04)	(244.85)
5	Total Comprehensive Income for the period	(677.09)	(446.63)	(247.68)
6	Equity Share Capital	2,147.38	2,147.38	2,147.38
7	Earning per Share (before / after extraordinary items) (₹ 10/- each) (not audited)			
	Basic-	(3.15)	(2.11)	(1.14)
	Diluted-	(3.15)	(2.11)	(1.14)
Key Standalone Financial Information for the above mentioned periods				
1	Total Income from operations (net)	12,498.76	9,555.64	34,887.63
2	Profit Before Tax	(817.46)	(410.53)	(196.70)
3	Profit After Tax	(674.01)	(447.52)	(223.48)
Notes: 1. The above results of the Company were reviewed by the Audit Committee and approved by the Board of Directors at their respective meeting held on 08.02.2024 which were audited by the Statutory Auditors of the Company. 2. The figures of previous period/year have been re-grouped/ re-arranged and/or recast wherever found necessary. For and on behalf of the Board of Directors Sd/- (Manoj Agarwal) Chairman cum Managing Director Place: Kanpur Dated: 08.02.2024				

Balmer Lawrie & Co. Ltd.
(A Government of India Enterprise)
Regd. Office: 21, N. Road, Kolkata - 700 001
Phone: 033 - 2225290, e-mail: sharma.bhaskar@balmerlawrie.com
CIN : L1540WB1924GG004835. Website: www.balmerlawrie.com

TENDER NOTICE FOR LABOUR LAW COMPLIANCE AUDIT
Balmer Lawrie invites online bids from experienced bidders for Labour Law Compliance Audit. Interested bidders to download tender from above website. Last date for submission is 29.02.2024. Any amendment / corrigendum to be hosted on the Company's website.

Alliance Air Aviation Ltd.
(A Wholly Owned Subsidiary of AI AHL)

NOTICE INVITING TENDER
Name of the Tender: Renewal of Aviation Insurance Policies for 2024-25 for Alliance Air Aviation Limited (AAL).


Tender Reference Number: MMAV/INS/2024-25/1


Tender Date: 08th February 2024 at 14.00 Hrs


Tender Closing Date: 29th February 2024 at 15.00 Hrs

Technical Bid Opening Date: 29th February 2024 at 16.30 Hrs


Availability of Tender Document: The Tender can be downloaded from the website (www.allianceair.in)

 <p>VTM LIMITED Regd. Office: Sulakarai, Virudhunagar CIN L17111N1946PLC003270. www.vtmll.com Statement of Unaudited Financial Results for the quarter and nine months ended December 31, 2023</p>							
Sl. No.	Particulars	Quarter ended October 31, 2023 (Unaudited)	Quarter ended September 30, 2023 (Unaudited)	Year to date (Unaudited) 30.09.2023	Comparative Year to date (Audited) 30.09.2022	Year to date (Unaudited) 30.09.2023	Previous year ended (Audited) 30.09.2022
1	Total Income from Operations	5,250.91	4,871.68	14,989.63	5,075.56	15,954.57	21,450.62
2	Net Profit / (Loss) for the period (before tax and exceptional items)	600.24	725.23	1,971.27	138.16	862.65	1,232.25
3	Net Profit / (Loss) for the period before tax (after exceptional items)	600.24	725.23	1,971.27	138.16	862.65	1,232.25
4	Net Profit / (Loss) for the period after tax (after exceptional items)	461.08	503.86	1,476.72	110.04	632.33	913.83
5	Other comprehensive income (net of tax)	102.91	102.76	307.64	133.66	400.49	533.88
6	Total Comprehensive Income for the period (Comprising Profit / (Loss) for the period (after tax) and Other Comprehensive Income (after tax))	564.00	606.32	1,784.36	246.70	1,032.82	1,447.51
7	Equity Share Capital	402.28	402.28	402.28	402.28	402.28	402.28
8	Reserves (including Revaluation Reserve) as shown in the Audited Balance Sheet of the previous year	NA	NA	NA	NA	NA	24,118.86
9	Earnings Per Share (of Rs. 1/- each) (for continuing and discontinued operations)						
	a. Basic	1.15	1.25	3.67	0.28	1.57	2.27
	b. Diluted	1.15	1.25	3.67	0.28	1.57	2.27
Notes: 1. The above results for the quarter and nine months ended December 31, 2023, as reviewed and recommended by the Audit Committee of the Board, has been approved by the Board of Directors at its meeting held on February 7, 2024. The independent auditors have expressed an unmodified opinion in their Limited Review Report. 2. The above is an extract of the detailed format of the unaudited financial results for the quarter and nine months ended December 31, 2023 filed with the Stock Exchange in accordance with applicable regulations of the SEBI (Listing and Obligations Disclosure Requirements) Regulations, 2015. The full format of the unaudited financial results for the quarter and nine months ended December 31, 2023 are available on the website of the BSE Limited i.e. www.bseindia.com, on the Stock Exchange where the Company's shares are listed and on the website of the Company i.e. www.vtmll.com Place: Kappalur, Madurai Date: 07.02.2024 For VTM Limited T Kannan Chairman & Managing Director							

 <p>Imagicaaworld Entertainment Limited CIN: L32490MH2011OPLC19925 Registered Office : 3/031, Sangdewadi, Khopoli-Pali Road, Taluka: Khalapur, District: Raigad, Pin-410 203 Website : www.imagicaaworld.com, email : complice@imagicaaworld.com</p>				
EXTRACT OF UNAUDITED CONSOLIDATED FINANCIAL RESULTS FOR THE QUARTER AND NINE MONTHS ENDED DECEMBER 31, 2023				
(Rs. in Lakhs except EPS Data)				
Sr. No.	Particulars	CONSOLIDATED		
		For the quarter ended 31.12.2023 (Unaudited)	For the nine months ended 31.12.2023 (Unaudited)	For the quarter ended 31.12.2022 (Unaudited)
1	Total Income from operations	6,755.66	20,338.47	7,200.79
2	Net Profit / (Loss) for the period (before Tax, Exceptional and/or Extraordinary Items)	1,272.07	2,870.44	698.68
3	Net Profit / (Loss) for the period before Tax (after Exceptional and/or Extraordinary Items)	724.67	54,331.79	698.68
4	Net Profit / (Loss) for the period after Tax (after Exceptional and/or Extraordinary Items)	431.94	53,609.39	698.68
5	Total Comprehensive Income for the period (Comprising Profit / (Loss) for the period (after tax) and other Comprehensive Income (after tax))	439.76	53,598.72	709.82
6	Equity Share Capital	48,190.01	48,190.01	41,119.26
7	Reserves (excluding revaluation reserves as shown in the balance sheet of previous year)	-	30,732.08	-
8	Earning per share (of Rs. 10 each) (for continuing and discontinued operations) - Basic:	0.09	11.46	0.22
	Diluted:	0.09	10.94	0.22
(Rs. in Lakhs except EPS Data)				
Sr. No.	Particulars	STANDALONE		
		For the quarter ended 31.12.2023 (Unaudited)	For the nine months ended 31.12.2023 (Unaudited)	For the quarter ended 31.12.2022 (Unaudited)
1	Total Income from operations	6,755.66	20,338.47	7,200.79
2	Net Profit / (Loss) for the period before Tax (after Exceptional and/or Extraordinary Items)	724.63	54,331.65	704.72
3	Net Profit / (Loss) for the period after Tax (after Exceptional and/or Extraordinary Items)	431.90	53,609.25	704.72
Notes: a) The above results have been reviewed by the Audit Committee and approved by the Board of Directors at their respective meetings held on February 8, 2024. b) The above is an extract of the detailed format of Unaudited Financial Results for the quarter and nine months ended December 31, 2023 filed with the Stock Exchanges under Regulation 33 of the SEBI (Listing Obligations and Disclosure Requirements) Regulations, 2015. The full format of Standalone and Consolidated Unaudited Financial Results for the quarter and nine months ended December 31, 2023 are available on the Stock Exchange websites, www.nseindia.com and www.bseindia.com and on the Company's website www.imagicaaworld.com. c) The figures for the previous periods have been regrouped/rearranged wherever necessary to confirm current period's classification. For and on behalf of the Board of Directors Sd/- Rajesh Malpani Chairman Place: Pune Date: February 8, 2024				

 <p>THE RAMCO CEMENTS LIMITED Regd. Office: "Ramamandiram", Rajapalayam - 626 117 Corporate Office: 98-A, Dr.Radhakrishnan Salai, Chennai 600 004. CIN : L26941TN1957PLC003566; E-mail : ksn@ramcocements.co.in</p>																																											
EXTRACT OF CONSOLIDATED UN-AUDITED STATEMENT OF PROFIT AND LOSS FOR THE QUARTER AND NINE MONTHS ENDED 31ST DECEMBER 2023																																											
Rs. in Crores																																											
S. No.	Particulars	Quarter Ended			Nine Months Ended			Year Ended																																			
		Un-Audited 31-12-2023	Un-Audited 30-09-2023	Un-Audited 31-12-2022	Un-Audited 31-12-2023	Un-Audited 31-12-2022	Un-Audited 31-03-2023																																				
1	Total Income	2,117.39	2,352.09	2,020.37	6,723.43	5,606.62	8,190.19																																				
2	Net Profit for the period before Tax	121.41	137.83	94.76	366.89	267.36	471.98																																				
3	Net Profit for the period after Tax attributable to - Equity shareholders of the Parent - Non-Controlling Interest	84.48	72.02	51.56	230.91	163.66	314.52																																				
	Total	(2.91)	(0.02)	(0.35)	(2.98)	0.49	0.23																																				
4	Total Comprehensive Income for the period after tax - Equity shareholders of the Parent - Non-Controlling Interest	81.57	72.00	51.21	227.93	164.15	314.75																																				
5	Paid up Equity Share Capital	83.75	143.28	52.62	302.82	167.79	313.43																																				
6	Other Equity	(2.91)	0.04	(0.36)	(2.92)	0.50	0.23																																				
7	Securities Premium Account	80.84	143.32	52.26	299.90	168.29	313.66																																				
8	Net worth	23.63	23.63	23.63	23.63	23.63	23.63																																				
9	Paid up Debt Capital	7,092.94	6,691.79	6,837.43	50.59	50.59	50.59																																				
10	Capital Redemption Reserve	7,120.85	6,722.69	6,888.06	5,063.37	4,662.47	4,487.42																																				
11	Debenture Redemption Reserve	1.63	1.63	1.63	-	-	-																																				
12	Debt-Equity Ratio (in multiples)	0.71	0.69	0.65	1.70	1.33	1.31																																				
13	Debt Service Coverage Ratio (in multiples)	1.80	1.75	2.06	-	-	-																																				
14	Interest Service Coverage Ratio (in multiples)	-	-	-	-	-	-																																				
15	Earnings Per share of Re-1/- each (Rs.p) (Not Annualized)	3.70	3.15	2.26	10.12	7.16	13.76																																				
	Basic:	3.70	3.15	2.26	10.12	7.16	13.76																																				
	Diluted:	3.70	3.15	2.26	10.12	7.16	13.76																																				
Notes: 1. The above is an extract of the detailed format of Quarter and Nine Months Ended Un-audited Statement of Profit and Loss that has been filed with Stock Exchanges under Regulation 52 of the SEBI (Listing Obligations and Disclosure Requirements) Regulations, 2015. The full format of the Quarter and Nine Months Ended Un-audited Statement of Profit and Loss are available on the Bombay Stock Exchange website www.bseindia.com, the National Stock Exchange website www.nseindia.com and on the Company's website www.ramcocements.in 2. For the other line items referred in regulation 52(4), 54(2) & (3) of Securities and Exchange Board of India (Listing Obligations and Disclosure Requirements) Regulations, 2015, pertinent disclosures have been made to the stock exchanges and can be accessed on the websites of the stock exchanges viz. www.bseindia.com and www.nseindia.com and that of the Company's website www.ramcocements.in 3. The above un-audited results were reviewed by the Audit Committee and approved by the Board of Directors at their Meetings held on 08-02-2024. The Statutory Auditors have carried out a Limited Review of the above results. 4. Key Standalone financial information Rs. in Crores <table border="1"> <tr> <th rowspan="2">Particulars</th> <th colspan="3">Quarter Ended</th> <th colspan="3">Nine Months Ended</th> <th rowspan="2">Year Ended</th> </tr> <tr> <th>Un-Audited 31-12-2023</th> <th>Un-Audited 30-09-2023</th> <th>Un-Audited 31-12-2022</th> <th>Un-Audited 31-12-2023</th> <th>Un-Audited 31-12-2022</th> <th>Un-Audited 31-03-2023</th> </tr> <tr> <td>Total Income</td> <td>2,113.10</td> <td>2,342.79</td> <td>2,018.09</td> <td>6,704.87</td> <td>5,590.68</td> <td>8,171.97</td> </tr> <tr> <td>Net Profit before tax</td> <td>134.97</td> <td>138.16</td> <td>97.24</td> <td>381.20</td> <td>266.96</td> <td>473.69</td> </tr> <tr> <td>Net Profit after tax</td> <td>93.38</td> <td>101.30</td> <td>67.39</td> <td>273.59</td> <td>191.13</td> <td>343.54</td> </tr> </table> 5. The previous period figures have been re-grouped/re-stated wherever necessary For THE RAMCO CEMENTS LIMITED M.F. FAROOQUI CHAIRMAN Chennai 08-02-2024									Particulars	Quarter Ended			Nine Months Ended			Year Ended	Un-Audited 31-12-2023	Un-Audited 30-09-2023	Un-Audited 31-12-2022	Un-Audited 31-12-2023	Un-Audited 31-12-2022	Un-Audited 31-03-2023	Total Income	2,113.10	2,342.79	2,018.09	6,704.87	5,590.68	8,171.97	Net Profit before tax	134.97	138.16	97.24	381.20	266.96	473.69	Net Profit after tax	93.38	101.30	67.39	273.59	191.13	343.54
Particulars	Quarter Ended			Nine Months Ended			Year Ended																																				
	Un-Audited 31-12-2023	Un-Audited 30-09-2023	Un-Audited 31-12-2022	Un-Audited 31-12-2023	Un-Audited 31-12-2022	Un-Audited 31-03-2023																																					
Total Income	2,113.10	2,342.79	2,018.09	6,704.87	5,590.68	8,171.97																																					
Net Profit before tax	134.97	138.16	97.24	381.20	266.96	473.69																																					
Net Profit after tax	93.38	101.30	67.39	273.59	191.13	343.54																																					


 <p>KILBURN ENGINEERING LTD. Regd. Office : Four Mangoe Lane, Surendra Mohan Ghosh Sarani, Kolkata - 700 001 CIN: L24232WB1987PLC042956, Tel No: 033 22313337, Fax No: 033-22314768, Website: www.kilburnengg.com</p>							
EXTRACT OF UNAUDITED FINANCIAL RESULTS FOR THE NINE MONTHS ENDED 31 DECEMBER 2023							
(₹ in Lakhs)							
Sr. No.	PARTICULARS	QUARTER ENDED (UNAUDITED) 31.12.2023	QUARTER ENDED (UNAUDITED) 30.09.2023	QUARTER ENDED (UNAUDITED) 31.12.2022	NINE MONTHS ENDED (UNAUDITED) 31.12.2023	NINE MONTHS ENDED (UNAUDITED) 31.12.2022	YEAR ENDED (AUDITED) 31.03.2023
1	Total Income	7,360	6,943	5,798	21,036	16,497	23,619
2	Profit / (Loss) before Tax	1,482	1,422	1,058	3,852	2,540	3,877
3	Net Profit / (Loss) after Tax	1,031	1,003	750	2,743	1,780	3,014
4	Total Comprehensive Income / (Loss) for the period (Comprising Profit / (Loss) for the period (after tax))	880	1,104	866	2,853	1,838	2,823
5	Paid up equity share capital (Face Value ₹ 10 each)	3,757	3,757	3,581	3,757	3,581	3,581
6	Earnings Per Share (EPS) (in ₹) Basic and Diluted EPS (in ₹)	2.76	2.70	2.17	7.38	5.16	8.66
NOTES: 1. The above is an extract of the detailed format of Financial Results for nine months ended 31 December 2023 filed with the Stock Exchanges under Regulation 33 of the SEBI (Listing and Other Disclosure Requirements) Regulations, 2015. The full format of the Unaudited Financial Results is available on the Stock Exchange websites and on the Company's website www.kilburnengg.com. 2. The financial results have been prepared in accordance with Ind AS, notified under section 133 of the Companies Act, 2013 read with the relevant rules issued thereunder and other accounting principles generally accepted in India. The results were reviewed by the Audit Committee and approved and taken on record by the Board of Directors of the Company at their respective meetings held on 8th February 2024. Limited review as required under regulation 33 of the SEBI (Listing Obligations & Disclosure Requirements) Regulation 2015 has been carried out by the statutory auditors of the Company. By Order of the Board (Ranjit Lala) Managing Director DIN 07266678 Date : 8th February, 2024 Place : Kolkata							

 <p>CENTUM ELECTRONICS LIMITED Corporate Identity Number (CIN): L85110KA1993PLC013689 Regd. Office: No. 44, KHB Industrial Area, Yelahanka New Town, Bengaluru - 560 106 Phone: +91-80-41436000 Fax: +91-80-41436005 Email: investors@centumelectronics.com Website : www.centumelectronics.com</p>																														
Extract of the Unaudited Consolidated Financial Results for the Third Quarter and Nine Months ended 31st December, 2023																														
(₹ in Million)																														
Sl. No.	Particulars	Quarter ended 31-12-2023 (Unaudited)	Nine Months ended 31-12-2023 (Unaudited)	Quarter ended 31-12-2022 (Unaudited)	Year ended 31-03-2023 (Audited)																									
1	Total Income from Operations	2,981.95	7,939.27	1,971.14	9,229.69																									
2	Net Profit / (Loss) for the period (before Tax, Exceptional and/or Extraordinary Items)	107.23	126.13	(101.98)	121.36																									
3	Net Profit / (Loss) for the period before tax (after Exceptional and/or Extraordinary Items)	107.23	126.13	(101.98)	121.36																									
4	Net Profit / (Loss) for the period after tax (after Exceptional and/or Extraordinary Items)	72.48	41.40	(96.68)	66.94																									
5	Total Comprehensive Income for the period (Comprising Profit / (Loss) for the period (after tax) and Other Comprehensive Income (after tax))	59.86	54.21	(123.73)	74.00																									
6	Equity Share Capital (Face value of Rs. 10 per share)	128.88	128.88	128.85	128.85																									
7	Reserves (excluding Revaluation Reserve) as shown in the Audited Balance Sheet of the previous year	-	-	-	1,978.32																									
8	Earnings Per Share (of Rs. 10/- each) (a) Basic : (b) Diluted :	5.95 (5.98)	5.56 (5.92)	(5.92) (5.92)	7.62 (7.55)																									
Notes: 1. Brief of unaudited Standalone Financial Results for the Third quarter and Nine Months ended 31 st December, 2023 is as follows - (₹ in Million) <table border="1"> <tr> <th>Particulars</th> <th>Quarter ended 31-12-2023 (Unaudited)</th> <th>Nine Months ended 31-12-2023 (Unaudited)</th> <th>Quarter ended 31-12-2022 (Unaudited)</th> <th>Year ended 31-03-2023 (Audited)</th> </tr> <tr> <td>Total Income from Operations</td> <td>1,762.96</td> <td>4,643.42</td> <td>1,028.00</td> <td>5,005.54</td> </tr> <tr> <td>Net Profit / (Loss) for the period before tax</td> <td>145.80</td> <td>371.11</td> <td>(103.53)</td> <td>263.78</td> </tr> <tr> <td>Net Profit / (Loss) for the period after tax</td> <td>108.40</td> <td>275.44</td> <td>(9.36)</td> <td>193.99</td> </tr> <tr> <td>Total Comprehensive Income for the period (after tax) and Other Comprehensive Income (after tax)</td> <td>109.83</td> <td>279.50</td> <td>(8.68)</td> <td>199.50</td> </tr> </table> 2. The unaudited Standalone and Consolidated financial results have been reviewed by the Audit Committee in their Meeting held on 6 th February, 2024 and approved by the Board of Directors of the Company at their Meeting held on 7 th February, 2024. 3. The above is an extract of the detailed format of unaudited Standalone and Consolidated Financial Results filed with the Stock Exchanges under Regulation 33 of the SEBI (Listing Obligations and Disclosure Requirements) Regulations, 2015. The full format for the third quarter and nine months ended 31 st December 2023 results are available on the websites of the stock exchanges www.nseindia.com, www.bseindia.com and on the Company's website www.centumelectronics.com. For CENTUM ELECTRONICS LIMITED Sd/- Apparao V Mallavarapu Chairman & Managing Director Place : Bengaluru Date : February 7, 2024						Particulars	Quarter ended 31-12-2023 (Unaudited)	Nine Months ended 31-12-2023 (Unaudited)	Quarter ended 31-12-2022 (Unaudited)	Year ended 31-03-2023 (Audited)	Total Income from Operations	1,762.96	4,643.42	1,028.00	5,005.54	Net Profit / (Loss) for the period before tax	145.80	371.11	(103.53)	263.78	Net Profit / (Loss) for the period after tax	108.40	275.44	(9.36)	193.99	Total Comprehensive Income for the period (after tax) and Other Comprehensive Income (after tax)	109.83	279.50	(8.68)	199.50
Particulars	Quarter ended 31-12-2023 (Unaudited)	Nine Months ended 31-12-2023 (Unaudited)	Quarter ended 31-12-2022 (Unaudited)	Year ended 31-03-2023 (Audited)																										
Total Income from Operations	1,762.96	4,643.42	1,028.00	5,005.54																										
Net Profit / (Loss) for the period before tax	145.80	371.11	(103.53)	263.78																										
Net Profit / (Loss) for the period after tax	108.40	275.44	(9.36)	193.99																										
Total Comprehensive Income for the period (after tax) and Other Comprehensive Income (after tax)	109.83	279.50	(8.68)	199.50																										

 <p>KANPUR PLASTIPACK LTD Providing Solutions for Industrial Bulk Packaging CIN : L25209UP971PLC003444</p>		Regd. Office : D-19-20, Panki, Industrial Area, Kanpur - 208022 Ph: +91 512 269113-6; Fax: +91 512 269117; Email: secretary@kanplias.com ; website: www.kanplias.com		
EXTRACT OF THE CONSOLIDATED UNAUDITED FINANCIAL RESULTS FOR THE QUARTER / PERIOD ENDED 31ST DECEMBER, 2023				
(₹ in Lacs)				
SL. NO.	PARTICULARS	Quarter Ended 31.12.2023 Unaudited	Quarter Ended 31.12.2022 Unaudited	Nine Months Ended 31.12.2023 Unaudited
1	Total Income from Operations (net)	12,596.04	9,559.49	35,064.31
2	Net Profit from Ordinary Activities before Tax	(87.55)	(415.05)	(216.27)
3	Net Profit from Ordinary Activities after Tax	(675.90)	(452.04)	(244.85)
4	Net Profit for the period after Tax (after Extraordinary Items)	(675.90)	(452.04)	(244.85)
5	Total Comprehensive Income for the period	(677.09)	(446.63)	(247.68)
6	Equity Share Capital	2,147.38	2,147.38	2,147.38
7	Earning per Share (before / after extraordinary items) (₹ 10/- each) (not audited)			
	Basic-	(3.15)	(2.11)	(1.14)
	Diluted-	(3.15)	(2.11)	(1.14)
Key Standalone Financial Information for the above mentioned periods				
1	Total Income from operations (net)	12,498.76	9,555.64	34,887.63
2	Profit Before Tax	(817.46)	(410.53)	(196.70)
3	Profit After Tax	(674.01)	(447.52)	(223.48)
Notes: 1. The above results of the Company were reviewed by the Audit Committee and approved by the Board of Directors at their respective meeting held on 08.02.2024 which were audited by the Statutory Auditors of the Company. 2. The figures of previous period/year have been re-grouped/ re-arranged and/or recast wherever found necessary.				
For and on behalf of the Board of Directors				
Sd/- (Manoj Agarwal) Chairman cum Managing Director				
Place : Kanpur Date : 08.02.2024				

Balmer Lawrie & Co. Ltd.
(A Government of India Enterprise)
Regd. Office: 21, N. S. Road, Kolkata - 700 001
Phone: 033 - 2225290, e-mail: sharma.bhaskar@balmerlawrie.com
CIN : L1540WB1924GG004835. Website: www.balmerlawrie.com

TENDER NOTICE FOR LABOUR LAW COMPLIANCE AUDIT
Balmer Lawrie invites online bids from experienced bidders for Labour Law Compliance Audit. Interested bidders to download tender from above website. Last date for submission is 29.02.2024. Any amendment / corrigendum to be hosted on the Company's website.


Alliance Air Aviation Ltd.
(A Wholly Owned Subsidiary of AI AHL)

NOTICE INVITING TENDER
Name of the Tender: Renewal of Aviation Insurance Policies for 2024-25 for Alliance Air Aviation Limited (AAL).


Tender Reference Number: MMA/VINS/2024-25/1

Tender Date: 09th February 2024 at 14.00 Hrs

Tender Closing Date: 29th February 2024 at 15.00 Hrs

Technical Bid Opening Date: 29th February 2024 at 16.30 Hrs


Availability of Tender Document: The Tender can be downloaded from the website www.allianceair.in


 <p>VTM LIMITED Regd. Office: Sulakarai, Virudhunagar CIN L17111TN1946PLC003270. www.vtmll.com Statement of Unaudited Financial Results for the quarter and nine months ended December 31, 2023</p>							
Sl. No.	Particulars	Quarter ended October 31, 2023 (Unaudited)	Quarter ended September 30, 2023 (Unaudited)	Year to date upto September 30, 2023 (Unaudited)	Comparative Year to date upto September 30, 2022 (Unaudited)	Year to date upto October 31, 2023 (Unaudited)	Previous year ended upto 30.09.2022 (Audited)
1	Total Income from Operations	5,250.91	4,871.68	14,989.63	5,075.56	15,954.57	21,450.62
2	Net Profit / (Loss) for the period (before tax and exceptional items)	600.24	725.23	1,971.27	138.16	862.65	1,232.25
3	Net Profit / (Loss) for the period before tax (after exceptional items)	600.24	725.23	1,971.27	138.16	862.65	1,232.25
4	Net Profit / (Loss) for the period after tax (after exceptional items)	461.08	503.86	1,476.72	110.04	632.33	913.83
5	Other comprehensive income (net of tax)	102.91	102.76	307.64	133.66	400.49	533.88
6	Total Comprehensive Income for the period (Comprising Profit / (Loss) for the period (after tax) and Other Comprehensive Income (after tax))	564.00	606.32	1,784.36	246.70	1,032.82	1,447.51
7	Equity Share Capital	402.28	402.28	402.28	402.28	402.28	402.28
8	Reserves (including Revaluation Reserve) as shown in the Audited Balance Sheet of the previous year	NA	NA	NA	NA	NA	24,118.86
9	Earnings Per Share (of Rs. 1/- each) (for continuing and discontinued operations)						
	a. Basic	1.15	1.25	3.67	0.28	1.57	2.27
	b. Diluted	1.15	1.25	3.67	0.28	1.57	2.27

Notes:
1. The above results for the quarter and nine months ended December 31, 2023, as reviewed and recommended by the Audit Committee of the Board, has been approved by the Board of Directors at its meeting held on February 7, 2024. The independent auditors have expressed an unmodified opinion in their Limited Review Report.
2. The above is an extract of the detailed format of the unaudited financial results for the quarter and nine months ended December 31, 2023 filed with the Stock Exchange in accordance with applicable regulations of the SEBI (Listing and Obligations Disclosure Requirements) Regulations, 2015. The full format of the unaudited financial results for the quarter and nine months ended December 31, 2023 are available on the website of the BSE Limited i.e. www.bseindia.com, on the Stock Exchange where the Company's shares are listed and on the website of the Company i.e. www.vtmll.com

Place: Kappalur, Madurai
Date: 07.02.2024

For VTM Limited
T Kannan
Chairman & Managing Director

 <p>Imagicaaworld Entertainment Limited CIN: L19240MH0110PLC119925 Registered Office : 3/031, Sangdewadi, Khopoli-Pali Road, Taluka: Khalapur, District: Raigad, Pin-410 203 Website : www.imagicaaworld.com, email : complice@imagicaaworld.com</p>				
EXTRACT OF UNAUDITED CONSOLIDATED FINANCIAL RESULTS FOR THE QUARTER AND NINE MONTHS ENDED DECEMBER 31, 2023				
(Rs. in Lakhs except EPS Data)				
Sr. No.	Particulars	CONSOLIDATED		
		For the quarter ended 31.12.2023 (Unaudited)	For the nine months ended 31.12.2023 (Unaudited)	For the quarter ended 31.12.2022 (Unaudited)
1	Total Income from operations	6,755.66	20,338.47	7,200.79
2	Net Profit / (Loss) for the period (before Tax, Exceptional and/or Extraordinary Items)	1,272.07	2,870.44	698.68
3	Net Profit / (Loss) for the period before Tax (after Exceptional and/or Extraordinary Items)	724.67	54,331.79	698.68
4	Net Profit / (Loss) for the period after Tax (after Exceptional and/or Extraordinary Items)	431.94	53,609.39	698.68
5	Total Comprehensive Income for the period (Comprising Profit / (Loss) for the period (after tax) and other Comprehensive Income (after tax))	439.76	53,598.72	709.82
6	Equity Share Capital	48,190.01	48,190.01	41,119.26
7	Reserves (excluding revaluation reserves as shown in the balance sheet of previous year)	-	30,732.08	-
8	Earning per share (of Rs. 10 each) (for continuing and discontinued operations) - Basic: Diluted:	0.09 0.09	11.46 10.94	0.22 0.22
(Rs. in Lakhs except EPS Data)				
Sr. No.	Particulars	STANDALONE		
		For the quarter ended 31.12.2023 (Unaudited)	For the nine months ended 31.12.2023 (Unaudited)	For the quarter ended 31.12.2022 (Unaudited)
1	Total Income from operations	6,755.66	20,338.47	7,200.79
2	Net Profit / (Loss) for the period before Tax (after Exceptional and/or Extraordinary Items)	724.63	54,331.65	704.72
3	Net Profit / (Loss) for the period after Tax (after Exceptional and/or Extraordinary Items)	431.90	53,609.25	704.72
Notes: a) The above results have been reviewed by the Audit Committee and approved by the Board of Directors at their respective meetings held on February 8, 2024. b) The above is an extract of the detailed format of Unaudited Financial Results for the quarter and nine months ended December 31, 2023 filed with the Stock Exchanges under Regulation 33 of the SEBI (Listing Obligations and Disclosure Requirements) Regulations, 2015. The full format of Standalone and Consolidated Unaudited Financial Results for the quarter and nine months ended December 31, 2023 are available on the Stock Exchange websites, www.nseindia.com and www.bseindia.com and on the Company's website www.imagicaaworld.com. c) The figures for the previous periods have been regrouped/rearranged wherever necessary to confirm current period's classification.				
For and on behalf of the Board of Directors				
Sd/- Rajesh Malpani Chairman				
Place: Pune Date: February 8, 2024				

 <p>THE RAMCO CEMENTS LIMITED Regd. Office: "Ramamandiram", Rajapalayam - 626 117 Corporate Office: 98-A, Dr.Radhakrishnan Salai, Chennai 600 004. CIN : L26941TN1957PLC003566; E-mail : ksn@ramcocements.co.in</p>								
EXTRACT OF CONSOLIDATED UN-AUDITED STATEMENT OF PROFIT AND LOSS FOR THE QUARTER AND NINE MONTHS ENDED 31ST DECEMBER 2023								
Rs. in Crores								
S. No.	Particulars	Quarter Ended			Nine Months Ended			Year Ended
		Un-Audited 31-12-2023	Un-Audited 30-09-2023	Un-Audited 31-12-2022	Un-Audited 31-12-2023	Un-Audited 31-12-2022	Un-Audited 31-03-2023	
1	Total Income	2,117.39	2,352.09	2,020.37	6,723.43	5,606.62	8,190.19	
2	Net Profit for the period before Tax	121.41	137.83	94.76	366.89	267.36	471.98	
3	Net Profit for the period after Tax attributable to - Equity shareholders of the Parent - Non-Controlling Interest	84.48	72.02	51.56	230.91	163.66	314.52	
	Total	(2.91)	(0.02)	(0.35)	(2.98)	0.49	0.23	
4	Total Comprehensive Income for the period after tax - Equity shareholders of the Parent - Non-Controlling Interest	81.57	72.00	51.21	227.93	164.15	314.75	
5	Paid up Equity Share Capital	83.75	143.28	52.62	302.82	167.79	313.43	
6	Other Equity	(2.91)	0.04	(0.36)	(2.92)	0.50	0.23	
7	Securities Premium Account	80.84	143.32	52.26	299.90	168.29	313.66	
8	Net worth	23.63	23.63	23.63	23.63	23.63	23.63	
9	Paid up Debt Capital	7,092.94	6,691.79	6,837.43	6,691.79	6,837.43	6,837.43	
10	Capital Redemption Reserve	50.59	50.59	50.59	50.59	50.59	50.59	
11	Debenture Redemption Reserve	7,120.85	6,722.69	6,888.06	6,722.69	6,888.06	6,888.06	
12	Debt-Equity Ratio (in multiples)	5,063.37	4,662.47	4,487.42	4,662.47	4,487.42	4,487.42	
13	Debt Service Coverage Ratio (in multiples)	1.63	1.63	1.63	1.63	1.63	1.63	
14	Interest Service Coverage Ratio (in multiples)	0.71	0.69	0.65	0.71	0.69	0.65	
15	Earnings Per share of Re-1/- each (Rs.p) (Not Annualized)	1.70	1.70	1.33	1.70	1.33	1.31	
	Basic:	1.80	1.80	1.75	1.80	1.75	2.06	
	Diluted:	3.70	3.15	2.26	10.12	7.16	13.76	
		3.70	3.15	2.26	10.12	7.16	13.76	


Notes:
1. The above is an extract of the detailed format of Quarter and Nine Months Ended Un-audited Statement of Profit and Loss that has been filed with Stock Exchanges under Regulation 52 of the SEBI (Listing Obligations and Disclosure Requirements) Regulations, 2015. The full format of the Quarter and Nine Months Ended Un-audited Statement of Profit and Loss are available on the Bombay Stock Exchange website www.bseindia.com, the National Stock Exchange website www.nseindia.com and on the Company's website www.ramcocements.in
2. For the other line items referred in regulation 52(4), 54(2) & (3) of Securities and Exchange Board of India (Listing Obligations and Disclosure Requirements) Regulations, 2015, pertinent disclosures have been made to the stock exchanges and can be accessed on the websites of the stock exchanges viz. www.bseindia.com and www.nseindia.com and that of the Company's website www.ramcocements.in
3. The above un-audited results were reviewed by the Audit Committee and approved by the Board of Directors at their Meetings held on 08-02-2024. The Statutory Auditors have carried out a Limited Review of the above results.
4. Key Standalone financial information

		Rs. in Crores					
Particulars	Quarter Ended			Nine Months Ended			Year Ended
	Un-Audited 31-12-2023	Un-Audited 30-09-2023	Un-Audited 31-12-2022	Un-Audited 31-12-2023	Un-Audited 31-12-2022	Un-Audited 31-03-2023	
Total Income	2,113.10	2,342.79	2,018.09	6,704.87	5,590.68	8,171.97	
Net Profit before tax	134.97	138.16	97.24	381.20	266.96	473.69	
Net Profit after tax	93.38	101.30	67.39	273.59	191.13	343.54	

5. The previous period figures have been re-grouped/re-stated wherever necessary

For THE RAMCO CEMENTS LIMITED
M.F. FAROOQUI
CHAIRMAN


Chennai
08-02-2024

 <p>KILBURN ENGINEERING LTD. Regd. Office : Four Mangoe Lane, Surendra Mohan Ghosh Sarani, Kolkata - 700 001 CIN: L24232WB1987PLC042956, Tel No: 033 22313337, Fax No: 033-22314768, Website: www.kilburnengg.com</p>							
EXTRACT OF UNAUDITED FINANCIAL RESULTS FOR THE NINE MONTHS ENDED 31 DECEMBER 2023							
(₹ in Lakhs)							
Sr. No.	PARTICULARS	QUARTER ENDED (UNAUDITED) 31.12.2023	QUARTER ENDED (UNAUDITED) 30.09.2023	QUARTER ENDED (UNAUDITED) 31.12.2022	NINE MONTHS ENDED (UNAUDITED) 31.12.2023	NINE MONTHS ENDED (UNAUDITED) 31.12.2022	YEAR ENDED (AUDITED) 31.03.2023
1	Total Income	7,360	6,943	5,798	21,036	16,497	23,619
2	Profit / (Loss) before Tax	1,482	1,422	1,058	3,852	2,540	3,877
3	Net Profit / (Loss) after Tax	1,031	1,003	750	2,743	1,780	3,014
4	Total Comprehensive Income / (Loss) for the period (Comprising Profit / (Loss) for the period (after tax))	880	1,104	866	2,853	1,838	2,823
5	Paid up equity share capital (Face Value ₹ 10 each)	3,757	3,757	3,581	3,757	3,581	3,581
6	Earnings Per Share (EPS) (in ₹) Basic and Diluted EPS (in ₹)	2.76	2.70	2.17	7.38	5.16	8.66

NOTES:
1. The above is an extract of the detailed format of Financial Results for nine months ended 31 December 2023 filed with the Stock Exchanges under Regulation 33 of the SEBI (Listing and Other Disclosure Requirements) Regulations, 2015. The full format of the Unaudited Financial Results is available on the Stock Exchange websites and on the Company's website www.kilburnengg.com.
2. The financial results have been prepared in accordance with Ind AS, notified under section 133 of the Companies Act, 2013 read with the relevant rules issued thereunder and other accounting principles generally accepted in India. The results were reviewed by the Audit Committee and approved and taken on record by the Board of Directors of the Company at their respective meetings held on 8th February 2024. Limited review as required under regulation 33 of the SEBI (Listing Obligations & Disclosure Requirements) Regulation 2015 has been carried out by the statutory auditors of the Company.

By Order of the Board
(Ranjit Lala)
Managing Director
DIN 07266678

Date : 8th February, 2024
Place : Kolkata

 <p>CENTUM ELECTRONICS LIMITED Corporate Identity Number (CIN): L85110KA1993PLC013689 Regd. Office: No. 44, KHB Industrial Area, Yelahanka New Town, Bengaluru - 560 106 Phone: +91-80-41436000 Fax: +91-80-41436005 Email: investors@centumelectronics.com Website : www.centumelectronics.com</p>					
Extract of the Unaudited Consolidated Financial Results for the Third Quarter and Nine Months ended 31st December, 2023					
(₹ in Million)					
Sl. No.	Particulars	Quarter ended 31-12-2023 (Unaudited)	Nine Months ended 31-12-2023 (Unaudited)	Quarter ended 31-12-2022 (Unaudited)	Year ended 31-03-2023 (Audited)
1	Total Income from Operations	2,981.95	7,939.27	1,971.14	9,229.69
2	Net Profit / (Loss) for the period (before Tax, Exceptional and/or Extraordinary Items)	107.23	126.13	(101.98)	121.36
3	Net Profit / (Loss) for the period before tax (after Exceptional and/or Extraordinary Items)	107.23	126.13	(101.98)	121.36
4	Net Profit / (Loss) for the period after tax (after Exceptional and/or Extraordinary Items)	72.48	41.40	(96.68)	66.94
5	Total Comprehensive Income for the period (Comprising Profit / (Loss) for the period (after tax) and Other Comprehensive Income (after tax))	59.86	54.21	(123.73)	74.00
6	Equity Share Capital (Face value of Rs. 10 per share)	128.88	128.88	128.85	128.85
7	Reserves (excluding Revaluation Reserve) as shown in the Audited Balance Sheet of the previous year	-	-	-	1,978.32
8	Earnings Per Share (of Rs. 10/- each) (a) Basic : (b) Diluted :	5.85 5.88	5.56 5.59	(5.92) (5.92)	7.62 7.55


Notes:
1. Brief of unaudited Standalone Financial Results for the Third quarter and Nine Months ended 31st December, 2023 is as follows -

		(₹ in Million)			
Particulars	Quarter ended 31-12-2023 (Unaudited)	Nine Months ended 31-12-2023 (Unaudited)	Quarter ended 31-12-2022 (Unaudited)	Year ended 31-03-2023 (Audited)	
					Total Income from Operations
Net Profit / (Loss) for the period before tax	145.80	371.11	(103.53)	263.78	
Net Profit / (Loss) for the period after tax	108.40	275.44	(9.36)	193.99	
Total Comprehensive Income for the period (after tax) and Other Comprehensive Income (after tax)	109.83	279.50	(8.68)	199.50	

2. The unaudited Standalone and Consolidated financial results have been reviewed by the Audit Committee in their Meeting held on 6th February, 2024 and approved by the Board of Directors of the Company at their Meeting held on 7th February, 2024.
3. The above is an extract of the detailed format of unaudited Standalone and Consolidated Financial Results filed with the Stock Exchanges under Regulation 33 of the SEBI (Listing Obligations and Disclosure Requirements) Regulations, 2015. The full format for the third quarter and nine months ended 31st December 2023 results are available on the websites of the stock exchanges www.nseindia.com and www.bseindia.com and on the Company's website www.centumelectronics.com.

For CENTUM ELECTRONICS LIMITED
Sd/-
Apparao V Mallavarapu
Chairman & Managing Director

Place : Bengaluru
Date : February 7, 2024

 <p>Regd. Office : D-19-20, Panki, Industrial Area, Kanpur - 208022 Ph: +91 512 269113-6; Fax: +91 512 269117; Email: secretary@kanplias.com ; website: www.kanplias.com</p> <p>Providing Solutions for Industrial Bulk Packaging CIN : L25209UP971PLC003444</p>				
EXTRACT OF THE CONSOLIDATED UNAUDITED FINANCIAL RESULTS FOR THE QUARTER / PERIOD ENDED 31ST DECEMBER, 2023				
(₹ in Lacs)				
SL. NO.	PARTICULARS	Quarter Ended 31.12.2023 Unaudited	Quarter Ended 31.12.2022 Unaudited	Nine Months Ended 31.12.2023 Unaudited
1	Total Income from Operations (net)	12,596.04	9,559.49	35,064.31
2	Net Profit from Ordinary Activities before Tax	(87.55)	(415.05)	(216.27)
3	Net Profit from Ordinary Activities after Tax	(675.90)	(452.04)	(244.85)
4	Net Profit for the period after Tax (after Extraordinary Items)	(675.90)	(452.04)	(244.85)
5	Total Comprehensive Income for the period	(677.09)	(446.63)	(247.68)
6	Equity Share Capital	2,147.38	2,147.38	2,147.38
7	Earning per Share (before / after extraordinary items) (₹ 10/- each) (not annualised)			
	Basic-	(3.15)	(2.11)	(1.14)
	Diluted-	(3.15)	(2.11)	(1.14)
Key Standalone Financial Information for the above mentioned periods				
1	Total Income from operations (net)	12,498.76	9,555.64	34,887.63
2	Profit Before Tax	(817.46)	(410.53)	(196.70)
3	Profit After Tax	(674.01)	(447.52)	(223.48)
Notes: 1. The above results of the Company were reviewed by the Audit Committee and approved by the Board of Directors at their respective meeting held on 08.02.2024 which were audited by the Statutory Auditors of the Company. 2. The figures of previous period/year have been re-grouped/ re-arranged and/or recast wherever found necessary. For and on behalf of the Board of Directors Sd/- (Manoj Agarwal) Chairman cum Managing Director Place : Kanpur Dated : 08.02.2024				

Balmer Lawrie & Co. Ltd.
(A Government of India Enterprise)
Regd. Office: 21, N. S. Road, Kolkata - 700 001
Phone: 033 - 2225290, e-mail: sharma.bhaskar@balmerlawrie.com
CIN : L1540WB1924G0004933. Website: www.balmerlawrie.com

TENDER NOTICE FOR LABOUR LAW COMPLIANCE AUDIT
Balmer Lawrie invites online bids from experienced bidders for Labour Law Compliance Audit. Interested bidders to download tender from above website. Last date for submission is 29.02.2024. Any amendment / corrigendum to be hosted on the Company's website.

Alliance Air Aviation Ltd.
(A Wholly Owned Subsidiary of AI AHL)

NOTICE INVITING TENDER
Name of the Tender: Renewal of Aviation Insurance Policies for 2024-25 for Alliance Air Aviation Limited (AAL).

Tender Reference Number: MMAV/INS/2024-25/1


Tender Date: 08th February 2024 at 14.00 Hrs


Tender Closing Date: 29th February 2024 at 15.00 Hrs


Technical Bid Opening Date: 29th February 2024 at 16.30 Hrs


Availability of Tender Document: The Tender can be downloaded from the website (www.allianceair.in)

VTM LIMITED Regd. Office: Sulakarai, Virudhunagar CIN: L17111TN1946PLC003270. www.vtmll.com Statement of Unaudited Financial Results for the quarter and nine months ended December 31, 2023							
Sl. No.	Particulars	Quarter ended October 31, 2023 (Unaudited)	Quarter ended September 30, 2023 (Unaudited)	Year to date upto September 30, 2023 (Unaudited)	Comparative Year to date upto September 30, 2022 (Unaudited)	Year to date upto October 31, 2023 (Unaudited)	Previous year ended March 31, 2023 (Audited)
1	Total Income from Operations	5,250.91	4,871.68	14,989.63	5,075.56	15,954.57	21,450.62
2	Net Profit / (Loss) for the period (before tax and exceptional items)	600.24	725.23	1,971.27	138.16	862.65	1,232.25
3	Net Profit / (Loss) for the period before tax (after exceptional items)	600.24	725.23	1,971.27	138.16	862.65	1,232.25
4	Net Profit / (Loss) for the period after tax (after exceptional items)	461.08	503.86	1,476.72	110.04	632.33	913.83
5	Other comprehensive income (net of tax)	102.91	102.76	307.64	133.66	400.49	533.88
6	Total Comprehensive Income for the period (Comprising Profit / (Loss) for the period (after tax) and Other Comprehensive Income (after tax))	564.00	606.32	1,784.36	246.70	1,032.82	1,447.51
7	Equity Share Capital	402.28	402.28	402.28	402.28	402.28	402.28
8	Reserves (including Revaluation Reserve) as shown in the Audited Balance Sheet of the previous year	NA	NA	NA	NA	NA	24,118.86
9	Earnings Per Share (of Rs. 1/- each) (for continuing and discontinued operations)						
	a. Basic	1.15	1.25	3.67	0.28	1.57	2.27
	b. Diluted	1.15	1.25	3.67	0.28	1.57	2.27
Notes: 1. The above results for the quarter and nine months ended December 31, 2023, as reviewed and recommended by the Audit Committee of the Board, has been approved by the Board of Directors at its meeting held on February 7, 2024. The independent auditors have expressed an unmodified opinion in their Limited Review Report. 2. The above is an extract of the detailed format of the unaudited financial results for the quarter and nine months ended December 31, 2023 filed with the Stock Exchange in accordance with applicable regulations of the SEBI (Listing and Obligations Disclosure Requirements) Regulations, 2015. The full format of the unaudited financial results for the quarter and nine months ended December 31, 2023 are available on the website of the BSE Limited i.e. www.bseindia.com, on the Stock Exchange where the Company's shares are listed and on the website of the Company i.e. www.vtmll.com For VTM Limited T Kannan Chairman & Managing Director Place: Kappalur, Madurai Date: 07.02.2024							

 <p>Imagicaaworld Entertainment Limited CIN: L19240MH0110PLC119925 Registered Office : 3/031, Sangdewadi, Khopoli-Pali Road, Taluka: Khalapur, District: Raigad, Pin-410 203 Website : www.imagicaaworld.com, email : complice@imagicaaworld.com</p>				
EXTRACT OF UNAUDITED CONSOLIDATED FINANCIAL RESULTS FOR THE QUARTER AND NINE MONTHS ENDED DECEMBER 31, 2023				
(Rs. in Lakhs except EPS Data)				
Sr. No.	Particulars	CONSOLIDATED		
		For the quarter ended 31.12.2023 (Unaudited)	For the nine months ended 31.12.2023 (Unaudited)	For the quarter ended 31.12.2022 (Unaudited)
1	Total Income from operations	6,755.66	20,338.47	7,200.79
2	Net Profit / (Loss) for the period (before Tax, Exceptional and/or Extraordinary Items)	1,272.07	2,870.44	698.68
3	Net Profit / (Loss) for the period before Tax (after Exceptional and/or Extraordinary Items)	724.67	54,331.79	698.68
4	Net Profit / (Loss) for the period after Tax (after Exceptional and/or Extraordinary Items)	431.94	53,609.39	698.68
5	Total Comprehensive Income for the period (Comprising Profit / (Loss) for the period (after tax) and other Comprehensive Income (after tax))	439.76	53,598.72	709.82
6	Equity Share Capital	48,190.01	48,190.01	41,119.26
7	Reserves (excluding revaluation reserves as shown in the balance sheet of previous year)	-	30,732.08	-
8	Earning per share (of Rs. 10 each) (for continuing and discontinued operations) - Basic:	0.09	11.46	0.22
	Diluted:	0.09	10.94	0.22
(Rs. in Lakhs except EPS Data)				
Sr. No.	Particulars	STANDALONE		
		For the quarter ended 31.12.2023 (Unaudited)	For the nine months ended 31.12.2023 (Unaudited)	For the quarter ended 31.12.2022 (Unaudited)
1	Total Income from operations	6,755.66	20,338.47	7,200.79
2	Net Profit / (Loss) for the period before Tax (after Exceptional and/or Extraordinary Items)	724.63	54,331.65	704.72
3	Net Profit / (Loss) for the period after Tax (after Exceptional and/or Extraordinary Items)	431.90	53,609.25	704.72
Notes: a) The above results have been reviewed by the Audit Committee and approved by the Board of Directors at their respective meetings held on February 8, 2024. b) The above is an extract of the detailed format of Unaudited Financial Results for the quarter and nine months ended December 31, 2023 filed with the Stock Exchanges under Regulation 33 of the SEBI (Listing Obligations and Disclosure Requirements) Regulations, 2015. The full format of Standalone and Consolidated Unaudited Financial Results for the quarter and nine months ended December 31, 2023 are available on the Stock Exchange websites, www.nseindia.com and www.bseindia.com and on the Company's website www.imagicaaworld.com. c) The figures for the previous periods have been regrouped/rearranged wherever necessary to confirm current period's classification. For and on behalf of the Board of Directors Sd/- Rajesh Malpani Chairman Place:Pune Date: February 8, 2024				

 <p>THE RAMCO CEMENTS LIMITED Regd. Office: "Ramamandiram", Rajapalayam - 626 117 Corporate Office: 98-A, Dr.Radhakrishnan Salai, Chennai 600 004. CIN : L26941TN1957PLC003566; E-mail : ksn@ramcocements.co.in</p>							
EXTRACT OF CONSOLIDATED UN-AUDITED STATEMENT OF PROFIT AND LOSS FOR THE QUARTER AND NINE MONTHS ENDED 31ST DECEMBER 2023							
Rs. in Crores							
S. No.	Particulars	Quarter Ended			Nine Months Ended		Year Ended
		Un-Audited 31-12-2023	Un-Audited 30-09-2023	Un-Audited 31-12-2022	Un-Audited 31-12-2023	Un-Audited 31-12-2022	
1	Total Income	2,117.39	2,352.09	2,020.37	6,723.43	5,606.62	8,190.19
2	Net Profit for the period before Tax	121.41	137.83	94.76	366.89	267.36	471.98
3	Net Profit for the period after Tax attributable to - Equity shareholders of the Parent	84.48	72.02	51.56	230.91	163.66	314.52
	- Non-Controlling Interest	(2.91)	(0.02)	(0.35)	(2.98)	0.49	0.23
	Total	81.57	72.00	51.21	227.93	164.15	314.75
4	Total Comprehensive Income for the period after tax	83.75	143.28	52.62	302.82	167.79	313.43
	- Equity shareholders of the Parent	(2.91)	0.04	(0.36)	(2.92)	0.50	0.23
	Total	80.84	143.32	52.26	299.90	168.29	313.66
5	Paid up Equity Share Capital	23.63	23.63	23.63	23.63	23.63	23.63
6	Other Equity				7,092.94	6,691.79	6,837.43
7	Securities Premium Account				50.59	50.59	50.59
8	Net worth				7,120.85	6,722.69	6,888.06
9	Paid up Debt Capital				5,063.37	4,662.47	4,487.42
10	Capital Redemption Reserve				1.63	1.63	1.63
11	Debenture Redemption Reserve				0.71	0.69	0.65
12	Debt-Equity Ratio (in multiples)				1.70	1.33	1.31
13	Debt Service Coverage Ratio (in multiples)				1.80	1.75	2.06
14	Interest Service Coverage Ratio (in multiples)						
15	Earnings Per share of Re-1/- each (Rs.p) (Not Annualized)						
	Basic:	3.70	3.15	2.26	10.12	7.16	13.76
	Diluted:	3.70	3.15	2.26	10.12	7.16	13.76
Notes: 1. The above is an extract of the detailed format of Quarter and Nine Months Ended Un-audited Statement of Profit and Loss that has been filed with Stock Exchanges under Regulation 52 of the SEBI (Listing Obligations and Disclosure Requirements) Regulations, 2015. The full format of the Quarter and Nine Months Ended Un-audited Statement of Profit and Loss are available on the Bombay Stock Exchange website www.bseindia.com, the National Stock Exchange website www.nseindia.com and on the Company's website www.ramcocements.in 2. For the other line items referred in regulation 52(4), 54(2) & (3) of Securities and Exchange Board of India (Listing Obligations and Disclosure Requirements) Regulations, 2015, pertinent disclosures have been made to the stock exchanges and can be accessed on the websites of the stock exchanges viz. www.bseindia.com and www.nseindia.com and that of the Company's website www.ramcocements.in 3. The above un-audited results were reviewed by the Audit Committee and approved by the Board of Directors at their Meetings held on 08-02-2024. The Statutory Auditors have carried out a Limited Review of the above results. 4. Key Standalone financial information							
Rs. in Crores							
Particulars	Quarter Ended			Nine Months Ended		Year Ended	
	Un-Audited 31-12-2023	Un-Audited 30-09-2023	Un-Audited 31-12-2022	Un-Audited 31-12-2023	Un-Audited 31-12-2022		
Total Income	2,113.10	2,342.79	2,018.09	6,704.87	5,590.68	8,171.97	
Net Profit before tax	134.97	138.16	97.24	381.20	266.96	473.69	
Net Profit after tax	93.38	101.30	67.39	273.59	191.13	343.54	
5. The previous period figures have been re-grouped/re-stated wherever necessary For THE RAMCO CEMENTS LIMITED M.F. FAROOQUI CHAIRMAN Chennai 08-02-2024							

 <p>KILBURN ENGINEERING LTD. Regd. Office : Four Mangoe Lane, Surendra Mohan Ghosh Sarani, Kolkata - 700 001 CIN: L24232WB1987PLC042956, Tel No: 033 22313337, Fax No: 033-22314768, Website: www.kilburnengg.com</p>							
EXTRACT OF UNAUDITED FINANCIAL RESULTS FOR THE NINE MONTHS ENDED 31 DECEMBER 2023							
(₹ in Lakhs)							
Sr. No.	PARTICULARS	QUARTER ENDED (UNAUDITED)	QUARTER ENDED (UNAUDITED)	QUARTER ENDED (UNAUDITED)	NINE MONTHS ENDED (UNAUDITED)	NINE MONTHS ENDED (UNAUDITED)	YEAR ENDED (AUDITED)
		31.12.2023	30.09.2023	31.12.2022	31.12.2022	31.12.2022	31.03.2023
1	Total Income	7,360	6,943	5,798	21,036	16,497	23,619
2	Profit / (Loss) before Tax	1,482	1,422	1,058	3,852	2,540	3,877
3	Net Profit / (Loss) after Tax	1,031	1,003	750	2,743	1,780	3,014
4	Total Comprehensive Income / (Loss) for the period (Comprising Profit / (Loss) for the period (after tax))	880	1,104	866	2,853	1,838	2,823
5	Paid up equity share capital (Face Value ₹ 10 each)	3,757	3,757	3,581	3,757	3,581	3,581
6	Earnings Per Share (EPS) (in ₹) Basic and Diluted EPS (in ₹)	2.76	2.70	2.17	7.38	5.16	8.66
NOTES: 1. The above is an extract of the detailed format of Financial Results for nine months ended 31 December 2023 filed with the Stock Exchanges under Regulation 33 of the SEBI (Listing and Other Disclosure Requirements) Regulations, 2015. The full format of the Unaudited Financial Results is available on the Stock Exchange websites and on the Company's website www.kilburnengg.com. 2. The financial results have been prepared in accordance with Ind AS, notified under section 133 of the Companies Act, 2013 read with the relevant rules issued thereunder and other accounting principles generally accepted in India. The results were reviewed by the Audit Committee and approved and taken on record by the Board of Directors of the Company at their respective meetings held on 8th February 2024. Limited review as required under regulation 33 of the SEBI (Listing Obligations & Disclosure Requirements) Regulation 2015 has been carried out by the statutory auditors of the Company. By Order of the Board (Ranjit Lala) Managing Director DIN 07266678 Date : 8th February, 2024 Place : Kolkata							

 <p>CENTUM ELECTRONICS LIMITED Corporate Identity Number (CIN): L85110KA1993PLC013689 Regd. Office: No. 44, KHB Industrial Area, Yelahanka New Town, Bengaluru - 560 106 Phone: +91-80-41436000 Fax: +91-80-41436005 Email: investors@centumelectronics.com Website : www.centumelectronics.com</p>						
Extract of the Unaudited Consolidated Financial Results for the Third Quarter and Nine Months ended 31st December, 2023						
(₹ in Million)						
Sl. No.	Particulars	Quarter ended 31-12-2023 (Unaudited)	Nine Months ended 31-12-2023 (Unaudited)	Quarter ended 31-12-2022 (Unaudited)	Year ended 31-03-2023 (Audited)	
		31-12-2023 (Unaudited)	31-12-2023 (Unaudited)	31-12-2022 (Unaudited)	31-03-2023 (Audited)	31-03-2023 (Audited)
1	Total Income from Operations	2,981.95	7,939.27	1,971.14	9,229.69	121.36
2	Net Profit / (Loss) for the period (before Tax, Exceptional and/or Extraordinary Items)	107.23	126.13	(101.98)		
3	Net Profit / (Loss) for the period before tax (after Exceptional and/or Extraordinary Items)	107.23	126.13	(101.98)		
4	Net Profit / (Loss) for the period after tax (after Exceptional and/or Extraordinary Items)			(96.68)		
5	Total Comprehensive Income for the period (Comprising Profit / (Loss) for the period (after tax) and Other Comprehensive Income (after tax))	72.48	41.40	(96.68)		
6	Equity Share Capital (Face value of Rs. 10 per share)	59.86	54.21	(123.73)		
7	Reserves (excluding Revaluation Reserve) as shown in the Audited Balance Sheet of the previous year	128.88	128.88	128.85		
8	Earnings Per Share (of Rs. 10/- each) (a) Basic : (b) Diluted :	5.85 (5.88)	5.56 (5.92)	(5.92) (5.92)	7.62 (7.55)	
Notes: 1. Brief of unaudited Standalone Financial Results for the Third quarter and Nine Months ended 31 st December, 2023 is as follows:						
(₹ in Million)						
Particulars	Quarter ended 31-12-2023 (Unaudited)	Nine Months ended 31-12-2023 (Unaudited)	Quarter ended 31-12-2022 (Unaudited)	Year ended 31-03-2023 (Audited)		
	31-12-2023 (Unaudited)	31-12-2023 (Unaudited)	31-12-2022 (Unaudited)	31-03-2023 (Audited)	31-03-2023 (Audited)	
Total Income from Operations	1,762.96	4,643.42	1,028.00	5,005.54		
Net Profit / (Loss) for the period before tax	145.80	371.11	(103.53)	263.78		
Net Profit / (Loss) for the period after tax	108.40	275.44	(9.36)	193.99		
Total Comprehensive Income for the period (after tax) and Other Comprehensive Income (after tax)	109.83	279.50	(8.68)	199.50		
2. The unaudited Standalone and Consolidated financial results have been reviewed by the Audit Committee in their Meeting held on 6 th February, 2024 and approved by the Board of Directors of the Company at their Meeting held on 7 th February, 2024. 3. The above is an extract of the detailed format of unaudited Standalone and Consolidated Financial Results filed with the Stock Exchanges under Regulation 33 of the SEBI (Listing Obligations and Disclosure Requirements) Regulations, 2015. The full format for the third quarter and nine months ended 31 st December 2023 results are available on the websites of the stock exchanges www.nseindia.com, www.bseindia.com and on the Company's website www.centumelectronics.com. For CENTUM ELECTRONICS LIMITED Sd/- Apparao V Mallavarapu Chairman & Managing Director Place : Bengaluru Date : February 7, 2024						

 <p>Regd. Office : D-19-20, Panki, Industrial Area, Kanpur - 208022 Ph: +91 512 269113-6; Fax: +91 512 269117; Email: secretary@kanplas.com ; website: www.kanplas.com</p>				
<p>EXTRACT OF THE CONSOLIDATED UNAUDITED FINANCIAL RESULTS FOR THE QUARTER / PERIOD ENDED 31ST DECEMBER, 2023</p>				
(₹ in Lacs)				
SL. NO.	PARTICULARS	Quarter Ended 31.12.2023 Unaudited	Quarter Ended 31.12.2022 Unaudited	Nine Months Ended 31.12.2023 Unaudited
1	Total Income from Operations (net)	12,596.04	9,559.49	35,064.31
2	Net Profit from Ordinary Activities before Tax	(87.55)	(415.05)	(216.27)
3	Net Profit from Ordinary Activities after Tax	(675.90)	(452.04)	(244.85)
4	Net Profit for the period after Tax (after Extraordinary Items)	(675.90)	(452.04)	(244.85)
5	Total Comprehensive Income for the period	(677.09)	(446.63)	(247.68)
6	Equity Share Capital	2,147.38	2,147.38	2,147.38
7	Earning per Share (before / after extraordinary items) (of ₹ 10/- each) (not annualised)-			
	Basic-	(3.15)	(2.11)	(1.14)
	Diluted-	(3.15)	(2.11)	(1.14)
Key Standalone Financial Information for the above mentioned periods				
1	Total Income from operations (net)	12,498.76	9,555.64	34,887.63
2	Profit Before Tax	(817.46)	(410.53)	(196.70)
3	Profit After Tax	(674.01)	(447.52)	(223.48)
Notes:				
1. The above results of the Company were reviewed by the Audit Committee and approved by the Board of Directors at their respective meeting held on 08.02.2024 which were audited by the Statutory Auditors of the Company.				
2. The figures of previous period/year have been re-grouped/ re-arranged and/or recast wherever found necessary.				
For and on behalf of the Board of Directors Sd/- (Manoj Agarwal) Chairman cum Managing Director				
Place : Kanpur Dated : 08.02.2024				

Balmer Lawrie & Co. Ltd.
(A Government of India Enterprise)
Regd. Office: 21, N. S. Road, Kolkata - 700 001
Phone: 033 - 2225290, e-mail: sharma.bhaskar@balmerlawrie.com
CIN : L1540WB1924G0004933. Website: www.balmerlawrie.com

TENDER NOTICE FOR LABOUR LAW COMPLIANCE AUDIT
Balmer Lawrie invites online bids from experienced bidders for Labour Law Compliance Audit. Interested bidders to download tender from above website. Last date for submission is 29.02.2024. Any amendment / corrigendum to be hosted on the Company's website.

Alliance Air Aviation Ltd.
(A Wholly Owned Subsidiary of AI AHL)

NOTICE INVITING TENDER
Name of the Tender: Renewal of Aviation Insurance Policies for 2024-25 for Alliance Air Aviation Limited (AAL).


Tender Reference Number: MMA/VINS/2024-25/1


Tender Date: 08th February 2024 at 14.00 Hrs


Tender Closing Date: 29th February 2024 at 15.00 Hrs


Technical Bid Opening Date: 29th February 2024 at 16.30 Hrs


Availability of Tender Document: The Tender can be downloaded from the website www.allianceair.in

 <p>Regd. Office: Sulakarai, Virudhunagar CIN L171111N1946PLC003270. www.vtmll.com Statement of Unaudited Financial Results for the quarter and nine months ended December 31, 2023</p>							
(₹ in Crores)							
Sl. No.	Particulars	Quarter ended October 31, 2023 (Unaudited)	Quarter ended September 30, 2023 (Unaudited)	Year to date (September 30, 2023) (Unaudited)	Year to date (September 30, 2022) (Unaudited)	Year to date (September 30, 2023) (Audited)	Year to date (September 30, 2022) (Audited)
1	Total Income from Operations	5,250.91	4,871.68	14,989.63	5,075.56	15,954.57	21,450.62
2	Net Profit / (Loss) for the period (before tax and exceptional items)	600.24	725.23	1,971.27	138.16	862.65	1,232.25
3	Net Profit / (Loss) for the period before tax (after exceptional items)	600.24	725.23	1,971.27	138.16	862.65	1,232.25
4	Net Profit / (Loss) for the period after tax (after exceptional items)	461.08	503.86	1,476.72	110.04	632.33	913.83
5	Other comprehensive income (net of tax)	102.91	102.76	307.64	133.66	400.49	533.88
6	Total Comprehensive Income for the period (Comprising Profit / (Loss) for the period (after tax) and Other Comprehensive Income (after tax))	564.00	606.32	1,784.36	246.70	1,032.82	1,447.51
7	Equity Share Capital	402.28	402.28	402.28	402.28	402.28	402.28
8	Reserves (including Revaluation Reserve) as shown in the Audited Balance Sheet of the previous year	NA	NA	NA	NA	NA	24,118.86
9	Earnings Per Share (of Rs. 1/- each) (for continuing and discontinued operations)						
	(a) Basic	1.15	1.25	3.67	0.28	1.57	2.27
	(b) Diluted	1.15	1.25	3.67	0.28	1.57	2.27
Notes:							
1. The above results for the quarter and nine months ended December 31, 2023, as reviewed and recommended by the Audit Committee of the Board, has been approved by the Board of Directors at its meeting held on February 7, 2024. The independent auditors have expressed an unmodified opinion in their Limited Review Report.							
2. The above is an extract of the detailed format of the unaudited financial results for the quarter and nine months ended December 31, 2023 filed with the Stock Exchange in accordance with applicable regulations of the SEBI (Listing and Obligations Disclosure Requirements) Regulations, 2015. The full format of the unaudited financial results for the quarter and nine months ended December 31, 2023 are available on the website of the BSE Limited i.e. www.bseindia.com, on the Stock Exchange where the Company's shares are listed and on the website of the Company i.e. www.vtmll.com							
For VTM Limited Sd/- T Kannan Chairman & Managing Director							
Place: Kappalur, Madurai Date: 07.02.2024							

 <p>Imagicaaworld Entertainment Limited CIN: L19240MH1010PLC119925 Registered Office : 3/031, Sangdewadi, Khopoli-Pali Road, Taluka: Khalapur, District: Raigad, Pin-410 203 Website : www.imagicaaworld.com, email : comppliance@imagicaaworld.com</p>				
<p>EXTRACT OF UNAUDITED CONSOLIDATED FINANCIAL RESULTS FOR THE QUARTER AND NINE MONTHS ENDED DECEMBER 31, 2023</p>				
(Rs. in Lakhs except EPS Data)				
Sr. No.	Particulars	CONSOLIDATED		
		For the quarter ended 31.12.2023 (Unaudited)	For the nine months ended 31.12.2023 (Unaudited)	For the quarter ended 31.12.2022 (Unaudited)
1	Total Income from operations	6,755.66	20,338.47	7,200.79
2	Net Profit / (Loss) for the period (before Tax, Exceptional and/or Extraordinary Items)	1,272.07	2,870.44	698.68
3	Net Profit / (Loss) for the period before Tax (after Exceptional and/or Extraordinary Items)	724.67	54,331.79	698.68
4	Net Profit / (Loss) for the period after Tax (after Exceptional and/or Extraordinary Items)	431.94	53,609.39	698.68
5	Total Comprehensive Income for the period (Comprising Profit / (Loss) for the period (after tax) and other Comprehensive Income (after tax))	439.76	53,598.72	709.82
6	Equity Share Capital	48,190.01	48,190.01	41,119.26
7	Reserves (excluding revaluation reserves as shown in the balance sheet of previous year)	-	30,732.08	-
8	Earning per share (of Rs. 10 each) (for continuing and discontinued operations) -			
	Basic:	0.09	11.46	0.22
	Diluted:	0.09	10.94	0.22
STANDALONE				
Sr. No.	Particulars	For the quarter ended 31.12.2023 (Unaudited)	For the nine months ended 31.12.2023 (Unaudited)	For the quarter ended 31.12.2022 (Unaudited)
		(Unaudited)	(Unaudited)	(Unaudited)
1	Total Income from operations	6,755.66	20,338.47	7,200.79
2	Net Profit / (Loss) for the period before Tax (after Exceptional and/or Extraordinary Items)	724.63	54,331.65	704.72
3	Net Profit / (Loss) for the period after Tax (after Exceptional and/or Extraordinary Items)	431.90	53,609.25	704.72
Notes:				
a) The above results have been reviewed by the Audit Committee and approved by the Board of Directors at their respective meetings held on February 8, 2024.				
b) The above is an extract of the detailed format of Unaudited Financial Results for the quarter and nine months ended December 31, 2023 filed with the Stock Exchanges under Regulation 33 of the SEBI (Listing Obligations and Disclosure Requirements) Regulations, 2015. The full format of Standalone and Consolidated Unaudited Financial Results for the quarter and nine months ended December 31, 2023 are available on the Stock Exchange websites, www.nseindia.com and www.bseindia.com and on the Company's website www.imagicaaworld.com.				
c) The figures for the previous periods have been regrouped/rearranged wherever necessary to confirm current period's classification.				
For and on behalf of the Board of Directors Sd/- Rajesh Malpani Chairman				
Place:Pune Date: February 8, 2024				

 <p>THE RAMCO CEMENTS LIMITED Regd. Office: "Ramamandiram", Rajapalayam - 626 117. Corporate Office: 98-A, Dr.Radhakrishnan Salai, Chennai 600 004. CIN : L26941TN1957PLC003566; E-mail : ksn@ramcocements.co.in</p>								
<p>EXTRACT OF CONSOLIDATED UN-AUDITED STATEMENT OF PROFIT AND LOSS FOR THE QUARTER AND NINE MONTHS ENDED 31ST DECEMBER 2023</p>								
Rs. in Crores								
S. No.	Particulars	Quarter Ended			Nine Months Ended			Year Ended
		Un-Audited 31-12-2023	Un-Audited 30-09-2023	Un-Audited 31-12-2022	Un-Audited 31-12-2023	Un-Audited 31-12-2022	Un-Audited 31-03-2023	
1	Total Income	2,117.39	2,352.09	2,020.37	6,723.43	5,606.62	8,190.19	
2	Net Profit for the period before Tax	121.41	137.83	94.76	366.89	267.36	471.98	
3	Net Profit for the period after Tax attributable to -							
	- Equity shareholders of the Parent	84.48	72.02	51.56	230.91	163.66	314.52	
	- Non-Controlling Interest	(2.91)	(0.02)	(0.35)	(2.98)	0.49	0.23	
	Total	81.57	72.00	51.21	227.93	164.15	314.75	
4	Total Comprehensive Income for the period after tax	83.75	144.28	52.62	302.82	167.79	313.43	
	- Equity shareholders of the Parent	(2.91)	0.04	(0.36)	(2.92)	0.50	0.23	
	- Non-Controlling Interest	80.84	143.32	52.26	299.90	168.29	313.66	
5	Paid up Equity Share Capital	23.63	23.63	23.63	23.63	23.63	23.63	
6	Other Equity				7,092.94	6,691.79	6,837.43	
7	Securities Premium Account				50.59	50.59	50.59	
8	Net worth				7,120.85	6,722.69	6,888.06	
9	Paid up Debt Capital				5,063.37	4,662.47	4,487.42	
10	Capital Redemption Reserve				1.63	1.63	1.63	
11	Debenture Redemption Reserve				0.71	0.69	0.65	
12	Debt-Equity Ratio (in multiples)				1.70	1.33	1.31	
13	Debt Service Coverage Ratio (in multiples)				1.80	1.75	2.06	
14	Interest Service Coverage Ratio (in multiples)							
15	Earnings Per share of Re-1/- each (Rs.p) (Not Annualized)							
	Basic:	3.70	3.15	2.26	10.12	7.16	13.76	
	Diluted:	3.70	3.15	2.26	10.12	7.16	13.76	
Notes:								
1. The above is an extract of the detailed format of Quarter and Nine Months Ended Un-audited Statement of Profit and Loss that has been filed with Stock Exchanges under Regulation 52 of the SEBI (Listing Obligations and Disclosure Requirements) Regulations, 2015. The full format of the Quarter and Nine Months Ended Un-audited Statement of Profit and Loss are available on the Bombay Stock Exchange website www.bseindia.com , the National Stock Exchange website www.nseindia.com and on the Company's website www.ramcocements.in								
2. For the other line items referred in regulation 52(4), 54(2) & (3) of Securities and Exchange Board of India (Listing Obligations and Disclosure Requirements) Regulations, 2015, pertinent disclosures have been made to the stock exchanges and can be accessed on the websites of the stock exchanges viz. www.bseindia.com and www.nseindia.com and that of the Company's website www.ramcocements.in								
3. The above un-audited results were reviewed by the Audit Committee and approved by the Board of Directors at their Meetings held on 08-02-2024. The Statutory Auditors have carried out a Limited Review of the above results.								
4. Key Standalone financial information								
Particulars		Quarter Ended			Nine Months Ended			Year Ended
		Un-Audited 31-12-2023	Un-Audited 30-09-2023	Un-Audited 31-12-2022	Un-Audited 31-12-2023	Un-Audited 31-12-2022	Un-Audited 31-03-2023	
Total Income		2,113.10	2,342.79	2,018.09	6,704.87	5,590.68	8,171.97	
Net Profit before tax		134.97	138.16	97.24	381.20	266.96	473.69	
Net Profit after tax		93.38	101.30	67.39	273.59	191.13	343.54	
5. The previous period figures have been re-grouped/re-stated wherever necessary								
For THE RAMCO CEMENTS LIMITED M.F. FAROOQUI CHAIRMAN								
Chennai 08-02-2024								

 <p>KILBURN ENGINEERING LTD. Regd. Office : Four Mangoe Lane, Surendra Mohan Ghosh Sarani, Kolkata - 700 001 CIN: L24232WB1987PLC042956, Tel No: 033 22313337, Fax No: 033-22314768, Website: www.kilburnengg.com</p>							
<p>EXTRACT OF UNAUDITED FINANCIAL RESULTS FOR THE NINE MONTHS ENDED 31 DECEMBER 2023</p>							
(₹ in Lakhs)							
Sr. No.	PARTICULARS	QUARTER ENDED (UNAUDITED) 31.12.2023	QUARTER ENDED (UNAUDITED) 30.09.2023	QUARTER ENDED (UNAUDITED) 31.12.2022	NINE MONTHS ENDED (UNAUDITED) 31.12.2023	NINE MONTHS ENDED (UNAUDITED) 31.12.2022	YEAR ENDED (AUDITED) 31.03.2023
		(Unaudited)	(Unaudited)	(Unaudited)	(Unaudited)	(Unaudited)	(Audited)
1	Total Income	7,360	6,943	5,798	21,036	16,497	23,619
2	Profit / (Loss) before Tax	1,482	1,422	1,058	3,852	2,540	3,877
3	Net Profit / (Loss) after Tax	1,031	1,003	750	2,743	1,780	3,014
4	Total Comprehensive Income / (Loss) for the period (Comprising Profit / (Loss) for the period (after tax))	880	1,104	866	2,853	1,838	2,823
5	Paid up equity share capital (Face Value ₹ 10 each)	3,757	3,757	3,581	3,757	3,581	3,581
6	Earnings Per Share (EPS) (in ₹) Basic and Diluted EPS (in ₹)	2.76	2.70	2.17	7.38	5.16	8.66
NOTES:							
1. The above is an extract of the detailed format of Financial Results for nine months ended 31 December 2023 filed with the Stock Exchanges under Regulation 33 of the SEBI (Listing and Other Disclosure Requirements) Regulations, 2015. The full format of the Unaudited Financial Results is available on the Stock Exchange websites and on the Company's website www.kilburnengg.com .							
2. The financial results have been prepared in accordance with Ind AS, notified under section 133 of the Companies Act, 2013 read with the relevant rules issued thereunder and other accounting principles generally accepted in India. The results were reviewed by the Audit Committee and approved and taken on record by the Board of Directors of the Company at their respective meetings held on 8th February 2024. Limited review as required under regulation 33 of the SEBI (Listing Obligations & Disclosure Requirements) Regulation 2015 has been carried out by the statutory auditors of the Company.							
By Order of the Board (Ranjit Lala) Managing Director DIN 07266678							
Date : 8th February, 2024 Place : Kolkata							

 <p>CENTUM ELECTRONICS LIMITED Corporate Identity Number (CIN): L85110KA1993PLC013689 Regd. Office: No. 44, KHB Industrial Area, Yelahanka New Town, Bengaluru - 560 106 Phone: +91-80-41436000 Fax: +91-80-41436005 Email: investors@centumelectronics.com Website : www.centumelectronics.com</p>					
<p>Extract of the Unaudited Consolidated Financial Results for the Third Quarter and Nine Months ended 31st December, 2023</p>					
(₹ in Million)					
Sl. No.	Particulars	Quarter ended 31-12-2023 (Unaudited)	Nine Months ended 31-12-2023 (Unaudited)	Quarter ended 31-12-2022 (Unaudited)	Year ended 31-03-2023 (Audited)
		(Unaudited)	(Unaudited)	(Unaudited)	(Audited)
1	Total Income from Operations	2,981.95	7,939.27	1,971.14	9,229.69
2	Net Profit / (Loss) for the period (before Tax, Exceptional and/or Extraordinary Items)	107.23	126.13	(101.98)	121.36
3	Net Profit / (Loss) for the period before tax (after Exceptional and/or Extraordinary Items)	107.23	126.13	(101.98)	121.36
4	Net Profit / (Loss) for the period after tax (after Exceptional and/or Extraordinary Items)			(96.68)	66.94
5	Total Comprehensive Income for the period (Comprising Profit / (Loss) for the period (after tax) and Other Comprehensive Income (after tax))	59.86	54.21	(123.73)	74.00
6	Equity Share Capital (Face value of Rs. 10 per share)	128.88	128.88	128.85	128.85
7	Reserves (excluding Revaluation Reserve) as shown in the Audited Balance Sheet of the previous year				1,978.32
8	Earnings Per Share (of Rs. 10/- each) (a) Basic : (b) Diluted :	5.85 (5.88)	5.56 (5.92)	(5.92) (5.92)	7.62 (7.55)
Notes:					
1. Brief of unaudited Standalone Financial Results for the Third quarter and Nine Months ended 31 st December, 2023 is as follows:					
Particulars		Quarter ended 31-12-2023 (Unaudited)	Nine Months ended 31-12-2023 (Unaudited)	Quarter ended 31-12-2022 (Unaudited)	Year ended 31-03-2023 (Audited)
Total Income from Operations		1,762.96	4,643.42	1,028.00	5,005.54
Net Profit / (Loss) for the period before tax		145.80	371.11	(103.53)	263.78
Net Profit / (Loss) for the period after tax		108.40	275.44	(9.36)	193.99
Total Comprehensive Income for the period (after tax) and Other Comprehensive Income (after tax)		109.83	279.50	(8.68)	199.50
2. The unaudited Standalone and Consolidated financial results have been reviewed by the Audit Committee in their Meeting held on 6 th February, 2024 and approved by the Board of Directors of the Company at their Meeting held on 7 th February, 2024.					
3. The above is an extract of the detailed format of unaudited Standalone and Consolidated Financial Results filed with the Stock Exchanges under Regulation 33 of the SEBI (Listing Obligations and Disclosure Requirements) Regulations, 2015. The full format for the third quarter and nine months ended 31 st December 2023 results are available on the websites of the stock exchanges www.nseindia.com and www.bseindia.com and on the Company's website www.centumelectronics.com .					
For CENTUM ELECTRONICS LIMITED Sd/- Apparao V Mallavarapu Chairman & Managing Director					
Place : Bengaluru Date : February 7, 2024					